


# OHIO HISTORIC INVENTORY

Ohio Historic Preservation Office  
Ohio Historical Center  
Columbus, Ohio 43211

1. No.		4. Present Name(s) Residence, Ellen Mickel	
2. County Summit		5. Other Name(s)	
3. Location of Negatives HHA 33-29			
6. Specific Location E 89 Streetsboro Street		16. Thematic Category C	28. No. of Stories 2
7. City or Town If Rural, Township & Vicinity Hudson		17. Date(s) or Period c. 1892	29. Basement? Yes <input checked="" type="checkbox"/> No <input type="checkbox"/>
8. Site Plan with North Arrow 		18. Style or Design not determined	30. Foundation Material structural tile
9. Coordinates Lat. _____ Long. _____ U.T.M. Reference 17 463488 4565297		19. Architect or Engineer	31. Wall Construction wood frame
10. Site Building <input checked="" type="checkbox"/> Structure <input type="checkbox"/> Object <input type="checkbox"/>		20. Contractor or Builder	32. Roof Type & Material gable, asph shingle
11. National Register? Yes <input type="checkbox"/> No <input checked="" type="checkbox"/>		21. Original Use, if apparent residence	33. No. of Bays Front 2 Side 2
12. Is It Eligible? Yes <input checked="" type="checkbox"/> No <input type="checkbox"/>		22. Present Use residence	34. Wall Treatment beveled siding
13. Part of Estab. Hist. Dist.? Yes <input checked="" type="checkbox"/> No <input type="checkbox"/>		23. Ownership Public <input type="checkbox"/> Private <input checked="" type="checkbox"/>	35. Plan Shape rect
14. District Potent'l? Yes <input type="checkbox"/> No <input type="checkbox"/>		24. Owner's Name & Address, If known Ellen Mickel 89 Streetsboro Street Hudson 44236	36. Changes (Explain in #42) Addition <input type="checkbox"/> Altered <input type="checkbox"/> Moved <input type="checkbox"/>
15. Name of Established District Hudson Local Historic District		25. Open to Public? Yes <input type="checkbox"/> No <input checked="" type="checkbox"/>	37. Condition Interior good Exterior good
16. Further Description of Important Features Decorative siding in gables. Pedimented gable with small windows; single pane double-hung windows, paired under front gable; bay window on east side; pedimented entry porch, southwest corner, with decorative siding in gable, pent roof, slender, turned supports, spindlework balustrade.		26. Local Contact Person or Organization Hudson Heritage Association	38. Preservation Underway? Yes <input checked="" type="checkbox"/> No <input type="checkbox"/>
17. History and Significance Occupied by John M. Beers in 1929.		27. Other Surveys in Which Included	39. Endangered? By What? Yes <input type="checkbox"/> No <input checked="" type="checkbox"/>
18. Description of Environment and Outbuildings Detached garage.		28. Visible from Public Road? Yes <input checked="" type="checkbox"/> No <input type="checkbox"/>	40. Distance from and Frontage on Road 36' 70'
19. Sources of Information Summit County Tax Assessment records Personal inspection, information from owner.		29. Prepared by L Newkirk, F Barlow	Photo
		30. Organization HHA	
		31. Date	32. Revision Date(s)









# Pella® Reserve™

## Traditional Wood & Clad/Wood



Exquisitely designed windows and doors with unparalleled historical detailing.

Double-Hung Interior



Double-Hung Exterior



- **Historical details**

Our most historically authentic line of wood windows and patio doors. Featuring through-stile construction, deliberate proportions and intricate profiles. Pella Reserve – Traditional products are the ideal choice for historical renovations and traditional building projects.

- **Authentic hardware**

Complement your project with historically authentic spoon-lock window hardware. Our Antiek casement window hardware is inspired by period furniture to deliver authentic traditional style.

- **Architectural interest**

Pella's Integral Light Technology® grille helps capture the look of true-divided-light without sacrificing energy performance. Further your aesthetic with the putty profile, recreated with historically accurate angles to provide meaningful depth and a realistic shadow. Pella Reserve products offer the industry's deepest sash dimension.

- **Virtually unlimited customization**

If you can dream it, we can build it with our most customizable product line. From extra tall to extra wide, Pella can craft unique windows that complement your aesthetic. Custom sizes, grille patterns and designs, finishes, wood types and glass options are available.

- **Tailor-made solutions**

From preliminary drawings to installation, Pella's expert team of architects, engineers, drafters and consultants can work to deliver custom window and door solutions for your project. Partner with Pella to achieve your unique vision without concessions.

- **Intentional innovation**

The award-winning Integrated Rolscreen® retractable screen preserves aesthetics and the view. It is a double- and single-hung screen that appears when you open the window and rolls away, out of sight, when you close it.

- **Durable interiors and extruded aluminum exteriors**

To help save you time on the jobsite, interior finish options are available in a variety of paints and stains, or primed and ready-to-paint. To complement your exterior aesthetic, choose from our carefully curated color palette or define your own custom color for your project.

- **ENERGY STAR® certified<sup>1</sup>**

Pella wood products offer energy-efficient options that will meet or exceed ENERGY STAR guidelines in all 50 states.

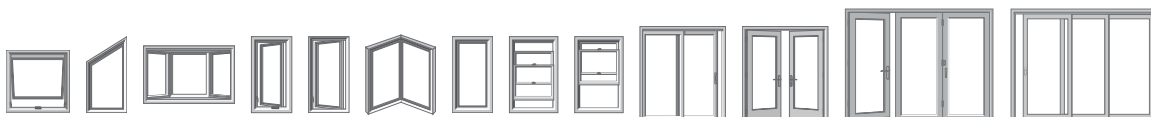
- **Testing beyond requirements**

All wood products and testing are not created equal. Pella raises the bar on industry standard testing and beyond to deliver long-lasting products and reduced callbacks. Every Pella wood window and door passes 5, on average, quality checks before it arrives on the jobsite.

- **Best limited lifetime warranty<sup>2</sup>**

Pella Reserve products are covered by the best limited lifetime warranty in the business for wood windows and patio doors.<sup>2</sup>

Available in these window and patio door styles:



Special shape windows also available.

<sup>1,2</sup> See back cover for disclosures.

## Product Specifications

Window & Patio Door Styles	Min. Width	Min. Height	Max. Width	Max. Height	Performance Class & Grade	Performance Values			Frame / Install
						U-Factor	SHGC	STC	
Awning	13-3/4"	13-3/4"	59"	59"	LC30 - CW50	0.25-0.29	0.18-0.47	27-35	Fold-out Fin, Block Frame, EnduraClad Exterior Trim / Brickmould
Casement	13-3/4"	13-3/4"	47"	108"	R35-CW50	0.25-0.29	0.18-0.47	27-34	Fold-out Fin, Block Frame, EnduraClad Exterior Trim / Brickmould
Fixed Casement	10"	10"	144"	144"	R35-CW50	0.25-0.29	0.18-0.47	27-35	Fold-out Fin, Block Frame, EnduraClad Exterior Trim / Brickmould
Double-Hung	14"	24-3/8"	48"	96"	CW30-CW50	0.25-0.30	0.19-0.53	28-35	Fold-out Fin, Block Frame, EnduraClad Exterior Trim / Brickmould
Precision Fit Double-Hung	13-1/2"	23-3/4"	48"	84"	CW40-CW50	0.25-0.31	0.19-0.53	26-30	Pocket Replacement
Monumental Hung	13-3/4"	24"	72"	144"	LC25-CW50	0.25-0.30	0.17-0.47	29-34	Fold-out Fin, Block Frame, EnduraClad Exterior Trim / Brickmould
In-Swing Hinged Patio Door (Single)	18"	36"	48"	119-1/2"	LC40-LC55	0.25-0.29	0.14-0.40	31-35	
In-Swing Hinged Patio Door (Double)	36"	36"	96"	119-1/2"	LC40-LC55	0.25-0.29	0.14-0.40	31-35	
Out-Swing Hinged Patio Door (Single)	18"	36"	48"	119-1/2"	R50-LC70	0.25-0.30	0.14-0.39	30-36	
Out-Swing Hinged Patio Door (Double)	36"	36"	96"	119-1/2"	R50-LC70	0.25-0.30	0.14-0.39	30-36	
Sliding Patio Door (O)	30-3/4"	74"	60-3/4"	119-1/2"	LC40-LC70	0.29-0.32	0.15-0.42	—	
Sliding Patio Door (OX, XO)	59-1/4"	74"	119-1/2"	119-1/2"	LC35-LC65	0.29-0.32	0.15-0.42	29-35	
Sliding Patio Door (OXO)	90"	74"	180"	119-1/2"	LC30-LC45	0.29-0.32	0.15-0.42	—	
Sliding Patio Door (OXXO)	116-1/8"	74"	236-1/8"	119-1/2"	LC25-LC40	0.29-0.32	0.15-0.42	—	
Multi-Slide Patio Door	40-1/4"	50-1/2"	701-5/8"	119-1/2"	R15-LC25 <sup>3</sup>	0.30 - 0.36	0.15 - 0.46	31	
Bifold Patio Door	31-3/4"	55-1/2"	312"	119-1/2"	R15-LC25 <sup>3</sup>	0.26-0.44	0.13-0.45	—	

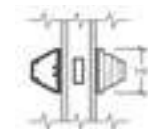
Window sizes available in 1/8" increments

Special sizes available. For more information regarding performance, visit [pella.com/performance](http://pella.com/performance). For more information regarding frame and installation types, visit [PellaADM.com](http://PellaADM.com).

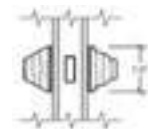
## Grilles

### Integral Light Technology<sup>®</sup>

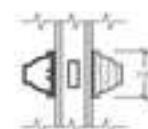
Choose the look of true divided light without sacrificing energy performance.



Putty Glaze Exterior with Ogee Interior<sup>4</sup>  
7/8", 1-1/4" or 2"



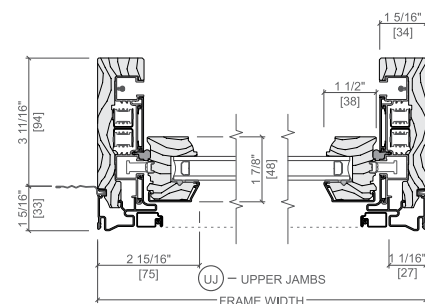
Putty Glaze Exterior with Ogee Interior<sup>4</sup>  
7/8", 1-1/4" or 2"



Ogee Exterior with Ogee Interior<sup>4</sup>  
7/8", 1-1/4" or 2"

## Cross Sections

### Cross Sections



Optional Fold-out Installation Fin

The double-hung cross sections provide visual reference to the historic putty exterior profile and traditional, beveled Ogee interior that add architectural interest to your project.

<sup>3,4</sup> See back cover for disclosures.

## Window Hardware

### Classic Collection

Get a timeless look with authentic styles in classic finishes.



Fold-away Crank  
Antiek



Spoon-Style Lock

Finishes:



Champagne White Brown Matte Black



Oil-Rubbed Bronze Satin Nickel Satin Brass

### Rustic Collection

Create a distinct and charming look with distressed finishes.




Fold-away Crank  
Antiek



Spoon-Style Lock

Finishes:



Distressed Bronze Distressed Nickel

### Essential Collection

Select from popular designs and finishes to suit every style.



Fold-away Crank



Cam-Action Lock

Finishes:



Champagne White Brown Matte Black



Oil-Rubbed Bronze Satin Nickel Satin Brass

## Patio Door Hardware

### Classic Collection

Choose timeless pieces, created in collaboration with Baldwin<sup>®</sup> Hardware, for a look that will never go out of style.

### BALDWIN



Hinged & Bifold  
Patio Door Handle  
Virago



Sliding & Multi-Slide  
Patio Door Handle  
Ambrose



Multi-Slide Patio  
Door Handle<sup>5,6</sup>

Finishes:



Matte Black Oil-Rubbed Bronze Satin Nickel Satin Brass

### Essential Collection

Elevate your style and transform a home with elegant selections.



Hinged & Bifold  
Patio Door Handle  
Standard



Sliding Patio  
Door Handle  
Standard



Multi-Slide Patio  
Door Handle<sup>5,6</sup>

Finishes:



Champagne White Brown Matte Black



Oil-Rubbed Bronze Satin Nickel Satin Brass

Additional hardware collections available. Visit [PellaADM.com](http://PellaADM.com) for more information.


<sup>5,6</sup> See back cover for disclosures.

# Colors

## Wood Types

Choose the wood species that best complements your project's interior.


Custom solutions:



Pine



Douglas Fir



Mahogany




White Oak



Red Oak




Cherry




Maple

## Prefinished Pine Interior Colors


Custom interior finishes, unfinished or primed and ready-to-paint are also available.



White



Bright White



Linen White



Natural Stain



Golden Oak Stain



Early American Stain



Provincial Stain



Dark Mahogany Stain



Red Mahogany Stain



Espresso Stain



Charcoal Stain



Black Stain

## Extruded Aluminum-Clad Exterior Colors

Our low-maintenance EnduraClad® exterior finish resists fading. Take durability one step further with EnduraClad Plus which also resists chalking and corrosion.<sup>7</sup>



Black



White



Brown



Fossil



Iron Ore



Portobello



Putty



Almond



Classic White



Brick Red



Hartford Green



Pearl Gray



Soft Linen



Satin Steel



Matte Gray



Wolf Gray



Spice Red



Sage



Frost Blue



Blue Ash



Custom colors are also available.

## Added Peace of Mind

### Integrated Security Sensors

Integrated wireless security sensors maintain aesthetics, streamline security installation and ensure no warranty loss is caused by post-installation drilling. Sensors can be monitored via the free Pella® Insynctive® App and are compatible with major security panel systems.<sup>8</sup> For more information, go to [connectpella.com](http://connectpella.com).



### The Best Limited Lifetime Warranty in the Industry

We know your reputation matters and you stake your reputation on quality, dependable products. That's why we have the best limited lifetime warranty in the industry for wood windows and patio doors.<sup>2</sup>

<sup>1</sup> Some Pella products may not meet ENERGY STAR® guidelines in Canada. For more information, contact your local Pella sales representative or go to [energystar.gc.ca](http://energystar.gc.ca).

<sup>2</sup> Based on comparing written limited warranties of leading national wood window and wood patio door brands. See written limited warranty for details, including exceptions and limitations, at [pella.com/warranty](http://pella.com/warranty) or contact Pella Customer Service.

<sup>3</sup> Ratings are contingent on product configurations.

<sup>4</sup> Color-matched to your product's interior and exterior color.

<sup>5</sup> Flush multi-slide handle is a Pella exclusive design.

<sup>6</sup> Flush multi-slide handle is not available in Champagne.

<sup>7</sup> EnduraClad Plus protective finish is not available with all colors. See your local Pella sales representative for availability.

<sup>8</sup> Requires the Insynctive App on a smart device, an Insynctive Bridge and a wireless home router with internet connection.















