



- \*Existing vinyl windows to be replaced with vinyl
- \*Existing siding to be replaced with fiber cement siding
- \*Existing doors to be replaced with fiberglass doors

\*All openings remain the same





- \*Existing vinyl windows to be replaced with vinyl
- \*Existing siding to be replaced with fiber cement siding
- \*Existing doors to be replaced with fiberglass doors
- \*All openings remain the same





- \*Existing vinyl windows to be replaced with vinyl
- \*Existing siding to be replaced with fiber cement siding
- \*Existing doors to be replaced with fiberglass doors
- \*All openings remain the same





HAIRBOSS UNIVERSITY

72 VILLAGE WAY

- \*Existing vinyl windows to be replaced with vinyl
- \*Existing siding to be replaced with fiber cement siding
- \*Existing doors to be replaced with fiberglass doors
- \*All openings remain the same



OHIO  
**HUDSON**

COMMUNITY DEVELOPMENT • 115 Executive Parkway, Suite 400 • Hudson, Ohio 44236 • (330) 342-1790

Siding application checklist

- Current siding material: aluminum or vinyl
- New siding material: James Hardie Fiber Cement
- Circle: Removing current siding or going over (if going over, note the reveal dimensions): \_\_\_\_\_
- Width of existing siding: 5"
- Width of new siding: 5"
- Style of new siding (e.g. Dutch lap, clapboard, etc.):  
Clapboard
- If altering or replacing window and garage trim, please detail:  
3.5" Legs and Sills and 5.5" header
- Proposed cornerboard width: 3.5"
- Circle: Reset or replace gable vents or N/A
- Circle: Reset or replace shutters or N/A (if replacing shutters provide a spec sheet with style and dimensions) N/A
- **PHOTOGRAPHS of the property – FULL VIEW** of all four sides of the house

**HOUSE PHOTO EXAMPLES:**



# OHIO HUDSON

COMMUNITY DEVELOPMENT • 115 Executive Parkway, Suite 400 • Hudson, Ohio 44236 • (330) 342-1790

## Window application checklist

- New window material: Vinyl
- Existing window material: Vinyl
- Indicate any windows that will not fit in existing spaces and how patching will be addressed
- Indicate if window trim will be altered or wrapped Exterior Window Trim will be as close to actual Hardi siding -
- Measurement sheet: Dimension and grid pattern of each window being replaced

## MEASURE SHEET EXAMPLE:

WINDOW MEASURE SHEET							
Window #	Width	Height	Window Type	Frame Material	Top sash grid pattern	Bottom sash grid pattern	Notes
1	36"	48"	Double hung	Vinyl	2V2H	2V2H	
2	36"	48"	Double hung	Vinyl	2V2H	2V2H	
3	36"	48"	Double hung	Vinyl	2V2H	2V2H	
4	72"	48"	Double hung	Vinyl	2V2H	2V2H	Double window

On the **PHOTOGRAPHS** of the property:

- **FULL VIEW** of all four sides of the house
- Circle the windows that are being replaced and number with the corresponding *measure sheet*

## PHOTO EXAMPLES:





# HOVER

## Complete Measurements

72 Village Way, Hudson, OH  
OPENINGS

### Windows

Group	Group Width x Height	Group United Inches	Opening	Width x Height	United Inches	Area
WG-1	34" x 64"	98"	W-101	34" x 64"	98"	15 ft <sup>2</sup>
WG-2	63" x 63"	127"	W-102	28" x 63"	92"	13 ft <sup>2</sup>
			W-103	28" x 63"	92"	13 ft <sup>2</sup>
WG-3	34" x 64"	98"	W-104	34" x 64"	98"	15 ft <sup>2</sup>
WG-4	34" x 64"	98"	W-105	34" x 64"	98"	15 ft <sup>2</sup>
WG-5	34" x 64"	98"	W-106	34" x 64"	98"	15 ft <sup>2</sup>
WG-6	34" x 64"	98"	W-107	34" x 64"	98"	15 ft <sup>2</sup>
WG-7	34" x 64"	98"	W-108	34" x 64"	98"	15 ft <sup>2</sup>
WG-8	34" x 64"	98"	W-109	34" x 64"	98"	15 ft <sup>2</sup>
WG-9	68" x 63"	132"	W-110	30" x 63"	94"	13 ft <sup>2</sup>
			W-111	30" x 63"	94"	13 ft <sup>2</sup>
WG-10	68" x 63"	132"	W-112	30" x 63"	94"	13 ft <sup>2</sup>
			W-113	30" x 63"	94"	13 ft <sup>2</sup>
WG-11	30" x 63"	94"	W-114	30" x 63"	94"	13 ft <sup>2</sup>
WG-12	30" x 63"	94"	W-115	30" x 63"	94"	13 ft <sup>2</sup>
WG-13	30" x 63"	94"	W-116	30" x 63"	94"	13 ft <sup>2</sup>
WG-14	30" x 63"	94"	W-117	30" x 63"	94"	13 ft <sup>2</sup>
WG-15	24" x 66"	89"	W-118	24" x 66"	89"	11 ft <sup>2</sup>



### Windows (cont.)

Group	Group Width x Height	Group United Inches	Opening	Width x Height	United Inches	Area
WG-16	43" x 66"	108"	W-119	43" x 66"	108"	19 ft <sup>2</sup>
WG-17	24" x 66"	89"	W-120	24" x 66"	89"	11 ft <sup>2</sup>
WG-18	30" x 63"	94"	W-121	30" x 63"	94"	13 ft <sup>2</sup>
WG-19	35" x 67"	102"	W-122	35" x 67"	102"	16 ft <sup>2</sup>
WG-20	33" x 58"	92"	W-223	33" x 58"	92"	14 ft <sup>2</sup>
WG-21	33" x 58"	92"	W-224	33" x 58"	92"	14 ft <sup>2</sup>
WG-22	63" x 57"	121"	W-225	28" x 57"	86"	11 ft <sup>2</sup>
			W-226	28" x 57"	86"	11 ft <sup>2</sup>
WG-23	34" x 57"	91"	W-227	34" x 57"	91"	14 ft <sup>2</sup>
WG-24	34" x 57"	91"	W-228	34" x 57"	91"	14 ft <sup>2</sup>
WG-25	34" x 57"	91"	W-229	34" x 57"	91"	14 ft <sup>2</sup>
WG-26	34" x 57"	91"	W-230	34" x 57"	91"	14 ft <sup>2</sup>
WG-27	34" x 52"	86"	W-231	34" x 52"	86"	12 ft <sup>2</sup>
WG-28	34" x 52"	86"	W-232	34" x 52"	86"	12 ft <sup>2</sup>
WG-29	34" x 52"	86"	W-233	34" x 52"	86"	12 ft <sup>2</sup>
WG-30	36" x 58"	94"	W-234	36" x 58"	94"	14 ft <sup>2</sup>
WG-31	75" x 58"	133"	W-235	36" x 58"	94"	14 ft <sup>2</sup>
			W-236	36" x 58"	94"	14 ft <sup>2</sup>





## Complete Measurements

72 Village Way, Hudson, OH  
OPENINGS

### Windows (cont.)

Group	Group Width x Height	Group United Inches	Opening	Width x Height	United Inches	Area
WG-32	36" x 58"	94"	W-237	36" x 58"	94"	14 ft <sup>2</sup>
WG-33	36" x 58"	94"	W-238	36" x 58"	94"	14 ft <sup>2</sup>
WG-34	36" x 58"	94"	W-239	36" x 58"	94"	14 ft <sup>2</sup>
WG-35	36" x 58"	94"	W-240	36" x 58"	94"	14 ft <sup>2</sup>
WG-36	36" x 58"	94"	W-241	36" x 58"	94"	14 ft <sup>2</sup>
WG-37	36" x 58"	94"	W-242	36" x 58"	94"	14 ft <sup>2</sup>
			Total	-	3928"	573 ft <sup>2</sup>



■ 168 Lin. Feet of JH 5/4" x 5.5" x12' Trim window trim headers Smooth Cobblestone	\$525.00
■ 24 Lin. Feet of JH 5/4" x 5.5" x12' Trim Door trim headers Smooth Cobblestone	\$75.00
■ 528 Lin. Feet of JH 5/4" x 7.25" x12' Trim Outside Corners Smooth Cobblestone	\$1,650.00
■ 444 Lin. Feet of JH 5/4" x 7.25" x12' Trim Freize trim Smooth Cobblestone	\$1,387.50
■ 25 Lin. Feet of JH 5/4" x 7.25" x 12' Trim bumpout corners Smooth Cobblestone	\$70.31
■ 72 OSI QuadMax Caulking	\$101.25
■ 4 JH Housewrap 9x150	\$1,325.00
■ 4 Boxes of JH Flat Trim Tabs	\$300.00
■ 4 Boxes of JH 8" corner Trim Tabs	\$0.00
■ 15 Rolls of JH 4" Window Tape	\$0.00
■ 160 Sq. Feet JH Panel 4x10 porch soffit	\$700.00
■ 4 Metal trim coil	\$0.00
■ 276 Lin. Feet of JH Vented soffit 16" Smooth Cobblestone	\$862.50
■ 450 Lin. Feet of Metal Fascia	\$1,406.25
■ 264 Lin. Feet of JH Solid soffit 16" Smooth Cobblestone	\$1,831.50

#### PROJECT PREPARATION

■ Install portable toilet.	\$312.50
■ Load, haul & dump 2 loads of clean construction debris, 12 cubic yard loads.	\$1,425.00

#### EXTERIOR DOORS

■ Cost of entrance doors: 1 panel 430 Heritage smooth finish fiberglass pre-finished snowmist white interior and Beige exterior, 1/2 glass with DLA low-e insulated glass, satin nickel hinges and exterior kick plate. Reusing current deadbolt and handle- set. One out swing and one in swing to match current design. Includes exterior cladding.	\$4,657.40
---	------------

#### VINYL WINDOWS

■ Cost of new windows: White interior and Beige exterior vinyl windows with low-e glass and full screens Cost of installation: remove and install all trim included. Vinyl Max	\$34,618.50
--	-------------

**Project Cost is \$126,263.00**

#### PAYMENT SCHEDULE

##### Siding sales

Down Payment due upon signing \$10,000.00  
Window & Door payment due on delivery \$28,000.00  
Siding material payment due upon delivery \$35,000.00  
progress payment due at 40% complete \$20,000.00  
Final Payment due upon completion \$33,263.00

**Chris Walker**  
Cell: (330) 780-7900  
**James Hardie Specialist**

 **James Hardie**

Over 20 Years Experience!

- Turn Key Installation
- Material Takeoffs
- Project Management

**Email: JH@RemodelingSummit.com**




**Summit**  
**Siding & Remodeling**




# YOUR PROFESSIONAL-CLASS PRODUCT

Endure EN600 Series 601 - Double Hung



OUTSIDE VIEW



INSIDE VIEW



800.669.4711  
2150 State Route 39  
Sugarcreek, OH 44681

## QUOTE INFORMATION

Job: Mike Hudson Business  
Tag: Down  
Order #12346028-1  
Qty: 19

## DETAILS

**Endure Window - EN600 Series**  
601 - Double Hung  
White Laminate (Graining Texture) Inside / Beige Outside  
FineLine  
Exact Size: 31 1/2" x 61"  
Compound Tension Balance System  
Snap-In Frame Sash Stops  
Double Profile DA Locks  
White Vent Locks  
White Hardware  
INNERGY Thermal Sash Reinforcement  
Extruded Full Screen (Beige) with BetterVue Screen Mesh  
With Screen Mullion  
Graphite Foam Insulation  
Sill Extender  
ComforTech DLA-UV  
Single Strength Glass  
3/4" IG Thickness

## INFORMATION AND WARNINGS

High Quantity Order - Please confirm that quantity is correct.

### SIZING

Opening Width Range: 31 3/4" to 32"  
Opening Height Range: 61 1/4" to 61 1/2"  
Window Size: 31 1/2" x 61"  
United Inches: 93  
Egress Size: 26 1/2" x 22 27/32"  
Egress Square Foot: 4.2095  
Egress Meets Criteria: No  
Top Sash Size: 27 1/2" x 29 1/16"  
Top Glass Size: 25 11/16" x 27 5/16" x 3/4"  
Top Glass Viewable Size: 24 11/16" x 26 5/16"  
Bottom Sash Size: 28 1/2" x 30 1/16"  
Bottom Glass Size: 25 11/16" x 27 5/16" x 3/4"  
Bottom Glass Viewable: 24 11/16" x 26 5/16"  
Size:  
Full Screen: 27 15/16" x 58 5/16"  
Screen Mull Location: 28 1/2"

### Structural

**Air:**  
0.05 cfm/ft<sup>2</sup> @ 1.57 psf  
ASTM E 283  
**Water:**  
7.52 psf  
ASTM E 547  
**Structural:**  
LC-PG50 141mph  
AAMA/WDMA/CSA 101/LS.2/A440-08 and 11  
DP 50

### ENERGY

**ENERGY PERFORMANCE RATINGS**  
U-Factor (U.S./I-P) Solar Heat Gain Coefficient  
**0.27 0.21**  
**ADDITIONAL PERFORMANCE RATINGS**  
Visible Transmittance Condensation Resistance  
**0.50 61.00**  
Air Infiltration (cfm/ft<sup>2</sup>)  
**<= 0.05**  
**ENERGY STAR**  
Southern / South-Central  
CPD: PRD-N-101-01634-00001  
STC: 25; OITC: 22; Acoustic Test Report: f2964.01-113-11


### Installation Instructions






# YOUR PROFESSIONAL-CLASS PRODUCT

Endure EN600 Series 601 - Double Hung



OUTSIDE VIEW



INSIDE VIEW



800.669.4711  
2150 State Route 39  
Sugarcreek, OH 44681

## QUOTE INFORMATION

Job: Mike Hudson Business  
Tag: Bay  
Order #12346028-2  
Qty: 2

## DETAILS

**Endure Window - EN600 Series**  
601 - Double Hung  
White Laminate (Graining Texture) Inside / Beige Outside  
FineLine  
Exact Size: 23 1/2" x 61"  
Compound Tension Balance System  
Snap-In Frame Sash Stops  
Double Profile DA Locks  
White Vent Locks  
White Hardware  
INNERGY Thermal Sash Reinforcement  
Extruded Full Screen (Beige) with BetterVue Screen Mesh  
With Screen Mullion  
Graphite Foam Insulation  
Sill Extender  
ComforTech DLA-UV  
Single Strength Glass  
3/4" IG Thickness

### SIZING

Opening Width Range: 23 3/4" to 24"  
Opening Height Range: 61 1/4" to 61 1/2"  
Window Size: 23 1/2" x 61"  
United Inches: 85  
Egress Size: 18 1/2" x 22 27/32"  
Egress Square Foot: 2.9387  
Egress Meets Criteria: No  
Top Sash Size: 19 1/2" x 29 1/16"  
Top Glass Size: 17 11/16" x 27 5/16" x 3/4"  
Top Glass Viewable Size: 16 11/16" x 26 5/16"  
Bottom Sash Size: 20 1/2" x 30 1/16"  
Bottom Glass Size: 17 11/16" x 27 5/16" x 3/4"  
Bottom Glass Viewable: 16 11/16" x 26 5/16"  
Size:  
Full Screen: 19 15/16" x 58 5/16"  
Screen Mull Location: 28 1/2"

### Structural

**Air:**  
0.05 cfm/ft2 @ 1.57 psf  
ASTM E 283  
  
**Water:**  
7.52 psf  
ASTM E 547  
  
**Structural:**  
LC-PG50 141mph  
AAMA/WDMA/CSA 101/I.S.2/A440-08 and 11  
DP 50

### ENERGY

**ENERGY PERFORMANCE RATINGS**  
U-Factor (U.S./I-P)      Solar Heat Gain Coefficient  
**0.27                      0.21**  
  
**ADDITIONAL PERFORMANCE RATINGS**  
Visible Transmittance      Condensation Resistance  
**0.50                      61.00**  
Air Infiltration (cfm/ft2)  
**<= 0.05**  
  
**ENERGY STAR**  
Southern / South-Central  
CPD: PRD-N-101-01634-00001  
STC: 25; OITC: 22; Acoustic Test Report: f2964.01-113-11


### Installation Instructions






# YOUR PROFESSIONAL-CLASS PRODUCT

Endure EN600 Series 601 - Double Hung



OUTSIDE VIEW



INSIDE VIEW



800.669.4711  
2150 State Route 39  
Sugarcreek, OH 44681

## QUOTE INFORMATION

Job: Mike Hudson Business  
Tag: Bay  
Order #12346028-3  
Qty: 1

## DETAILS

### Endure Window - EN600 Series

601 - Double Hung  
White Laminate (Graining Texture) Inside / Beige Outside  
FineLine  
Exact Size: 39 1/2" x 61"  
Compound Tension Balance System  
Snap-In Frame Sash Stops  
Double Profile DA Locks  
White Vent Locks  
White Hardware  
INNERGY Thermal Sash Reinforcement  
Extruded Full Screen (Beige) with BetterVue Screen Mesh  
With Screen Mullion  
Graphite Foam Insulation  
Sill Extender  
ComforTech DLA-UV  
Single Strength Glass  
3/4" IG Thickness

### SIZING

Opening Width Range: 39 3/4" to 40"  
Opening Height Range: 61 1/4" to 61 1/2"  
Window Size: 39 1/2" x 61"  
United Inches: 101  
Egress Size: 34 1/2" x 22 27/32"  
Egress Square Foot: 5.4803  
Egress Meets Criteria: No  
Top Sash Size: 35 1/2" x 29 1/16"  
Top Glass Size: 33 11/16" x 27 5/16" x 3/4"  
Top Glass Viewable Size: 32 11/16" x 26 5/16"  
Bottom Sash Size: 36 1/2" x 30 1/16"  
Bottom Glass Size: 33 11/16" x 27 5/16" x 3/4"  
Bottom Glass Viewable Size: 32 11/16" x 26 5/16"  
Size:  
Full Screen: 35 15/16" x 58 5/16"  
Screen Mull Location: 28 1/2"

### Structural

**Air:**  
0.05 cfm/ft<sup>2</sup> @ 1.57 psf  
ASTM E 283  
  
**Water:**  
7.52 psf  
ASTM E 547  
  
**Structural:**  
LC-PG50 141mph  
AAMA/WDMA/CSA 101/LS.2/A440-08 and 11  
DP 50

### ENERGY

**ENERGY PERFORMANCE RATINGS**  
U-Factor (U.S./I-P)      Solar Heat Gain Coefficient  
**0.27**      **0.21**  
  
**ADDITIONAL PERFORMANCE RATINGS**  
Visible Transmittance      Condensation Resistance  
**0.50**      **61.00**  
Air Infiltration (cfm/ft<sup>2</sup>)  
**<= 0.05**  
  
**ENERGY STAR**  
Southern / South-Central  
CPD: PRD-N-101-01634-00001  
STC: 25; OITC: 22; Acoustic Test Report: f2964.01-113-11


### Installation Instructions






# YOUR PROFESSIONAL-CLASS PRODUCT

Endure EN600 Series 601 - Double Hung



OUTSIDE VIEW



INSIDE VIEW



800.669.4711  
2150 State Route 39  
Sugarcreek, OH 44681

## QUOTE INFORMATION

Job: Mike Hudson Business  
Order #12346028-4  
Qty: 20

## DETAILS

### Endure Window - EN600 Series

601 - Double Hung  
White Laminate (Graining Texture) Inside / Beige Outside  
FineLine  
Exact Size: 31 1/2" x 53"  
Compound Tension Balance System  
Snap-In Frame Sash Stops  
Double Profile DA Locks  
White Vent Locks  
White Hardware  
INNERGY Thermal Sash Reinforcement  
Extruded Full Screen (Beige) with BetterVue Screen Mesh  
With Screen Mullion  
Graphite Foam Insulation  
Sill Extender  
ComforTech DLA-UV  
Single Strength Glass  
3/4" IG Thickness

## INFORMATION AND WARNINGS

High Quantity Order - Please confirm that quantity is correct.

### SIZING

Opening Width Range: 31 3/4" to 32"  
Opening Height Range: 53 1/4" to 53 1/2"  
Window Size: 31 1/2" x 53"  
United Inches: 85  
Egress Size: 26 1/2" x 18 27/32"  
Egress Square Foot: 3.4734  
Egress Meets Criteria: No  
Top Sash Size: 27 1/2" x 25 1/16"  
Top Glass Size: 25 11/16" x 23 5/16" x 3/4"  
Top Glass Viewable Size: 24 11/16" x 22 5/16"  
Bottom Sash Size: 28 1/2" x 26 1/16"  
Bottom Glass Size: 25 11/16" x 23 5/16" x 3/4"  
Bottom Glass Viewable: 24 11/16" x 22 5/16"  
Size:  
Full Screen: 27 15/16" x 50 5/16"  
Screen Mull Location: 24 1/2"

### Structural

**Air:**  
0.05 cfm/ft<sup>2</sup> @ 1.57 psf  
ASTM E 283  
  
**Water:**  
7.52 psf  
ASTM E 547  
  
**Structural:**  
LC-PG50 141mph  
AAMA/WDMA/CSA 101/IS.2/A440-08 and 11  
DP 50

### ENERGY

**ENERGY PERFORMANCE RATINGS**  
U-Factor (U.S./I-P)      Solar Heat Gain Coefficient  
**0.27**      **0.21**  
  
**ADDITIONAL PERFORMANCE RATINGS**  
Visible Transmittance      Condensation Resistance  
**0.50**      **61.00**  
Air Infiltration (cfm/ft<sup>2</sup>)  
**<= 0.05**  
  
**ENERGY STAR**  
Southern / South-Central  
CPD: PRD-N-101-01634-00001  
STC: 25; OITC: 22; Acoustic Test Report: f2964.01-113-11

### Installation Instructions





# MAINTENANCE & CARE FOR YOUR VINYL WINDOW OR PATIO DOOR

## KEY POINTS TO REMEMBER

1. Small scratches and nicks in the vinyl can occur. These small imperfections can be buffed out with a fine buffing compound suitable for vinyl surfaces.
2. Water can enter into the sill area of several different styles of windows. These windows are designed to capture this water before it enters your home and drain it to the outside. The presence of water in the sill of the window does not indicate a problem unless it has overflowed the window sill and into your interior sill or wall. If this has happened, check to make sure there is no debris in the window sill preventing water to drain through the drainage holes.
3. Condensation is often a result of high humidity in the home. If you have found condensation on your window or patio door, you must take steps to reduce the humidity level in your home by either adding a dehumidifier or using a kitchen exhaust fan to remove water vapors from cooking.

## CARE AND MAINTENANCE

Maintenance of your window or patio door is important to keep it operating at its full potential. Here are some important steps to take throughout the year to keep your windows and doors looking beautiful.

1. Keep sill track clean of dirt and debris so water can flow freely to outside.
2. Keep all weep holes free of obstructions so water can flow freely to outside.
3. Inspect exterior caulking regularly and replace when necessary.
4. Clean and check operation of hardware and weather-stripping regularly and repair if necessary.
5. Keep weatherstrip clean of dirt and grit for proper seal. Wash with mild soap and water, rinse with water and wipe dry. Apply a light coat of wax (Lemon Pledge®) and wipe off excess.
6. Determine the source of any moisture that you see around your windows or doors and stop its entry and accumulation.
7. Immediately dry out any areas around your windows or doors that you observe are wet (immediate action is necessary to mitigate any damage to your home). The use of a dehumidifier, fan, or any warm air source will help dry out affected area.
8. Maintain relative humidity at moderate levels.

### Vinyl Finish:

1. To clean, wash with mild soap and water. Heavy dirt and stains may require stronger cleaning compounds such as a vinyl siding cleaner. The surface can be wiped down with solvents such as turpentine, naphtha, nail polish remover (acetone) and alcohol. CAUTION: as some cleaners may mar or scratch vinyl.
2. Abrasive cleaners will scratch the surface and are not recommended.

### Hardware:

1. Much like sterling silver even the finest brass will react naturally to the elements surrounding it. To maintain, polish with a nonabrasive automotive or furniture wax. By keeping your hardware cleaned and maintained you will be rewarded with a long-lasting finish.
2. Tighten screws when necessary.
3. Lightly oil as needed. Wipe off excess.

**CAUTION:** DO NOT USE paint thinners, lacquer thinner, gasoline, kerosene or any other harsh chemical to clean surfaces or hardware.



DOORS | WINDOWS  
SIDING | STONE | ROOFING

[provia.com](http://provia.com)

© 2024 ProVia  
S-MK-03055 | 10/24



**Aeris™  
Endure™  
& Aspect™  
Windows &  
Patio Doors**

Lifetime Limited Transferable  
**WARRANTY**





## AERIS™, ENDURE™ & ASPECT™ WINDOWS & PATIO DOORS



### PLEASE REMEMBER TO REGISTER YOUR WARRANTY

For all warranty-related matters, including registering and transferring an existing warranty, scan this QR Code or visit [www.provia.com/warranty](http://www.provia.com/warranty).

ProVia LLC, hereinafter “ProVia”, warrants to the original consumer purchaser, that under normal use, our vinyl windows and patio doors, hereinafter “Product(s)”, will be free from defects in material and workmanship for as long as the purchaser owns and lives in the single-family residence, hereinafter “Home”, in which the Product was installed. The details of the warranty are as follows:

#### BASIC WINDOW OR PATIO DOOR UNIT - LIFETIME TRANSFERABLE

The rigid vinyl and factory-applied wood components of the Aeris, Endure or Aspect window or patio door (not including factory installed jamb extensions), are warranted against chipping, cracking, peeling, blistering, warping or delamination for as long as you own and live in the Home in which the Product was originally installed.

This warranty is transferable to one subsequent purchaser.

#### PAINT/STAIN FINISH - 15 YEAR / 10 YEAR

ProVia further warrants the factory-applied paint on vinyl window components against cracking, pitting, peeling, blistering or suffering from non-uniform fading discoloration (non-uniform fading discoloration resulting from unequal exposure of surfaces to the sun and elements is not covered by this warranty) and defects in material and workmanship for a period of fifteen (15) years from date of installation.

ProVia further warrants the factory-applied paint or stain finish on interior wood components against flaking, checking, blistering or peeling and defects in material and workmanship for a period of ten (10) years from date of installation. Damage to the paint or stain finish caused by condensation and normal wear are not covered.

#### HARDWARE - LIFETIME

ProVia further warrants the moving parts, such as balances on double-hung windows and locking mechanisms in all units, for as long as the original purchaser owns and lives in the Home in which the Product was originally installed, if those parts are not free from defects in material and workmanship under conditions of normal use and wear.

#### PATIO DOOR HANDLES LIFETIME / 1 YEAR

ProVia further warrants all patio door handles with a Bright Brass, Satin Nickel or Aged Bronze finish against tarnishing for as long as you own and live in the Home in which the Product was installed.

Patio door handles with a painted finish, Flat Bronze, Modern Bronze or Antique Brass finish are warranted against flaking, checking, blistering or peeling for a period of (1) year from date of installation.

#### INSULATED GLASS UTILIZING SUPER SPACER® - LIFETIME

ProVia further warrants the insulated glass units utilizing Super Spacer (most Decorative glass, Art Glass, Privacy Glass, DC, DLA, TLA, and TLK glass) in its vinyl windows or patio doors against defects resulting in material obstruction of vision as the result of film formation between the interior glass surfaces caused by failure of the air-tight seal, for as long as the original purchaser owns and lives in the Home in which the Product was originally installed. Small spots, marks, lint, and scratches not exceeding applicable glass manufacturing specifications imposed by Federal Specification 1036-90 will not constitute defects under this warranty.

#### INTERNAL BLINDS - 10 YEAR

Internal blind units are warranted against seal failure and defects in material and workmanship for a period of ten (10) years from date of installation.

#### GLASS BREAKAGE - LIFETIME

ProVia further warrants the insulated glass units utilizing Super Spacer (most Decorative glass, Art Glass, Privacy Glass, DC, DLA, TLA, and TLK glass) in its vinyl windows or patio doors against breakage as follows: (1) If the glass in a properly registered and warranty covered unit breaks as the result of a manufacturing defect; (2) In the event of an accident in the Home that is not covered by insurance or is of an amount that is within the insurance policy deductible, ProVia will replace the glass free of charge, for as long as the original purchaser owns and lives in the Home in which it was originally installed.

Glass breakage is not covered for insulated glass units with internal blinds or insulated glass units in Garden Windows.

#### SCREENS - LIFETIME

Further, ProVia will replace under normal conditions of use, for as long as the original purchaser owns and lives in the Home in which the Product was originally installed; for manufacturing defects, if the fiberglass, aluminum or stainless steel screening is not free from rotting, staining, or rusting. No warranty herein covers torn screen mesh caused by abnormal use, negligence, or other means not controlled by ProVia.

#### FLEXSCREENS - LIFETIME

Further, ProVia will replace under normal conditions of use, for as long as the original purchaser owns and lives in the Home in which the Product was originally installed; for manufacturing defects, if the fiberglass screening is not free from rotting, staining, or rusting. No warranty herein covers torn screen mesh caused by abnormal use, negligence, or other means not controlled by ProVia.

#### BAY, BOW & GARDEN WINDOWS - 10 YEAR

Bay and Bow windows (frames and roof kits) and Garden Windows (frames, sashes, hardware and insulated glass units) are warranted against defects in material and workmanship for a period of ten (10) years from date of installation. Garden windows are not available in the Aeris series.

#### TRANSFERABLE WARRANTY

The Warranty on the basic window or patio door unit is transferable by the original purchaser to one subsequent purchaser for purchaser's personal residence provided the warranty transfer is completed within thirty (30) days after the date of transfer of ownership. Warranty transfers must be completed online at [www.provia.com/warranty](http://www.provia.com/warranty).

#### NON-RESIDENTIAL & MULTI-FAMILY APPLICATIONS

Where the structure in which the Product is installed is not a single-family residence occupied by the purchaser, or is owned by a public or private corporation for profit or non-profit, an unincorporated association or other business entity of any type recognized by law, a church, a school, a governmental or public authority, the time periods stated in this warranty shall be limited as follows: Basic Window or Patio Door Unit – 5 Year (non-transferable); Hardware - 1 Year; Insulated Glass – 10 Year (glass breakage not included);

Internal Blinds – 5 Year; Screens – 5 Year; and Finishes – 1 Year.

#### COASTAL APPLICATIONS

For Products that are installed in a Coastal region the time periods stated in this warranty shall be limited as follows: Non stainless steel hardware mechanisms in Casement Window & Patio Door units - 5 year mechanical warranty; Aged Bronze, Bright Brass or Satin Nickel Patio Door Handles – 10 Year Finish.

Definition of Coastal Regions: For information and maps of Coastal regions please go to [www.provia.com/coastalwarranty](http://www.provia.com/coastalwarranty).

#### WARRANTY CONDITIONS

No warranty herein covers natural weathering or fading of surfaces, torn screening, non-factory applied finishes (e.g. customer applied tints, films or paint finishes), damages resulting from customer applied tints, films or paint finishes, damages resulting from improper installation, abuse, negligence, abnormal or unreasonable use (including failure to provide reasonable and necessary maintenance), damage resulting from fire or lightning, windstorms, earthquakes, wind-borne objects, strain applied to the unit by movement of the building, inadequate provision for expansion or contraction of framing members, installation in ships or vehicles, installation outside the Continental United States, seal failure, if the seal has been subject to immersion in water, acts of God, or other causes beyond the control of ProVia except as expressly warranted, whether similar or dissimilar to the foregoing.

Condensation on units may occur as the natural result of humidity within the house or building area. This natural result may come from changes in interior or exterior temperatures and does not indicate a defect in the unit. This warranty does not cover condensation, nor frost or freezing from condensation on the unit.

On some installations, caulking is used to seal the frames or trim packages against water or air penetration. Caulking is not considered a part of the window or door, and therefore, is not covered under this Warranty. Caulking is normally considered a maintenance responsibility of the purchaser.

The procedure for obtaining performance of the obligations of this warranty is as follows: if you believe your unit to be defective, contact the contractor for inspection. If the contractor determines the unit or parts thereof to be defective, the manufacturer at its exclusive option will repair, provide a new product or part of a product after having determined that it does not conform to the limited warranties contained herein. The manufacturer reserves the right to discontinue or make changes in any of its products. If the Products covered by this warranty are not available, the manufacturer shall have the right to substitute a product that is of equal quality or value. The manufacturer will ship the replacement product or part to the nearest authorized dealer and the purchaser must pay for any and all labor necessary to install such product or part and for the transportation from the nearest authorized dealer to his/her residence.

Any claim must be accompanied by a copy of the Warranty certificate and a copy of the contract evidencing purchase of the ProVia Products.

PROVIA SHALL NOT BE LIABLE TO PURCHASER FOR CONSEQUENTIAL DAMAGES, SUCH AS, BUT NOT LIMITED TO, DAMAGES OR LOSS TO OTHER PROPERTY OR EQUIPMENT, LOSS OF USE, OR CLAIMS OF SERVICE INTERRUPTION, FOR BREACH OF ANY WRITTEN OR IMPLIED WARRANTIES ON ITS PRODUCT.

PURCHASER'S EXCLUSIVE REMEDY SHALL BE THE REPLACEMENT OF DEFECTIVE FINISH, COMPONENTS, OR PARTS, ALL AS PROVIDED HEREIN. IN ANY EVENT, THE LIABILITY OF PROVIA WITH RESPECT TO ANY CONTRACT, OR ANYTHING DONE IN CONNECTION THEREWITH SUCH AS THE PERFORMANCE OR BREACH THEREOF OR FROM THE MANUFACTURE, SALE, DELIVERY, RESALE, INSTALLATION OR TECHNICAL DIRECTION OF INSTALLATION, REPAIR OR USE OF ANY WINDOW, PATIO DOOR, COMPONENT OR PART COVERED BY OR FURNISHED UNDER THIS CONTRACT WHETHER IN CONTRACT, IN TORT, UNDER ANY WARRANTY, OR OTHERWISE, SHALL NOT, EXCEPT AS EXPRESSLY PROVIDED HEREIN, EXCEED THE PRICE OF THE WINDOW, PATIO DOOR, PART OR COMPONENT ON WHICH SUCH LIABILITY IS BASED.

Some states do not allow the exclusion or limitation of incidental or consequential damages, so the above limitation or exclusion may not apply to purchaser.

THIS WRITING CONTAINS THE ENTIRE AGREEMENT BETWEEN PROVIA AND PURCHASER. DEALERS, CONTRACTORS, APPLICATORS, OR DISTRIBUTORS OF PROVIA PRODUCTS HAVE NO AUTHORITY TO GIVE WARRANTIES ON PROVIA'S BEHALF, THAT ARE DIFFERENT FROM OR EXCEED THOSE LISTED HEREIN. PURCHASER SHOULD THEREFORE EXAMINE THIS LIMITED WARRANTY CAREFULLY.

ALL WARRANTIES, WHETHER EXPRESSED OR IMPLIED, WARRANTIES OF MERCHANTABILITY OR FITNESS FOR A PARTICULAR PURPOSE ARE LIMITED TO THE TERMS HEREOF.

Some states do not allow limitations on how long an implied warranty lasts; so the above limitations may not apply to purchaser.

This Lifetime Limited Warranty extends only to the windows and/or patio doors which were originally installed in your Home or other structure as recorded on the warranty registration and shall not be valid or enforceable if you cannot prove that the windows and/or patio doors were so installed. To establish a record of your purchase please register your warranty online at [www.provia.com/warranty](http://www.provia.com/warranty).

**Important Note: Failure to fill out the online warranty registration form will not affect your rights under the warranty if you can show the date of purchase and the location the windows and/or patio doors were installed in a reasonable way. (Your receipt of purchase and the receipt from the contractor who made the installation in your Home showing the address is one such way. Please keep them in a safe place.)**

This warranty gives purchaser specific legal rights and he or she may also have other rights which vary from state to state.