



2. Exposed Brick Wall of Original Town Hall East Wall

Three (3) wythes of brick with brick infill and "voids"

February 14, 2016



8. Existing East Brick Wall at Fire Museum Entrance (South)

View looking west. Brick wall and wood floor joists above are supported by thin 2"x4" wood framing


February 26, 2016



9. Existing East Brick Wall at Fire Museum Entrance (North)

View looking west. Brick wall and wood floor joists above are supported by thin 2"x4" wood framing


February 26, 2016



12. Exposed Brick Wall & Wood Timber Beam Above

Existing 12"x12" wood timber beam rests on two wythes of brick, wall is visibly leading toward west


February 27, 2016



17. New Steel Tube Supports 12"x12" Wood Timber Beam

New 6"x6" steel tube with 9"x12" bent steel plate "saddle" at top, supports wood timber beam

March 14, 2016



18. New LVL's Beams & Floor Joist Hangers Installed

New LVL beams installed to support floor joists above. A new steel gusset plate also supports LVL's

March 29, 2016