



North Main Street Streetscape

Hudson, Ohio

Project Goals / Basis for Design:

- Draw inspiration from existing high quality streetscape design
- Simplify and organize streetscape elements
- Provide clear and unobstructed walkway along building facades
- Vary paving materials to provide interest and complement building architecture
- Provide flexibility in seating options to respond to merchant and visitor needs
- Provide signage and wayfinding elements to demarcate the North Main District as a distinct area
- Provide new tree and ornamental plantings. Provide proper growing conditions to insure success of plantings
- Enhance the visitor experience
- Create safe spaces for pedestrians with enhanced crosswalks, signals and sidewalk bump-outs
- Improve lighting conditions for safety, to be energy efficient and aesthetically pleasing
- Provide low-impact design stormwater conservation solutions
- Use durable long lasting materials. Utilize recycled materials when possible



Reduce Sidewalk Obstructions @ Storefronts



Consolidate Amenities & Reduce Obstructions. Add Street Trees, Lights, Furnishings & Paving Strip



Add Bump-outs to Shorten Pedestrian Crossing



Add Bump-outs to Shorten Pedestrian Crossing



Add Walk @ Green

Safer Crosswalk w/ Enhanced Paving Treatment



Add Street Trees



Bar Harbor, Maine



Niagara-on-the-Lake, Ontario



Saratoga Springs, New York

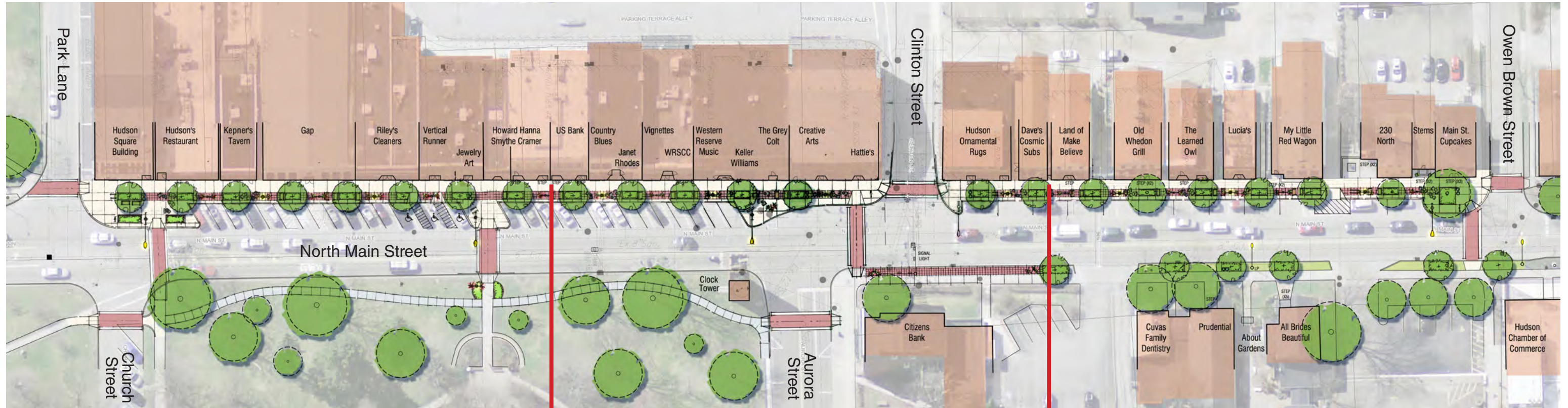
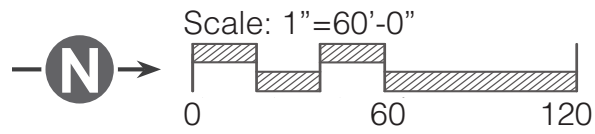


Knoxville, Tennessee

Precedents

North Main Street Streetscape

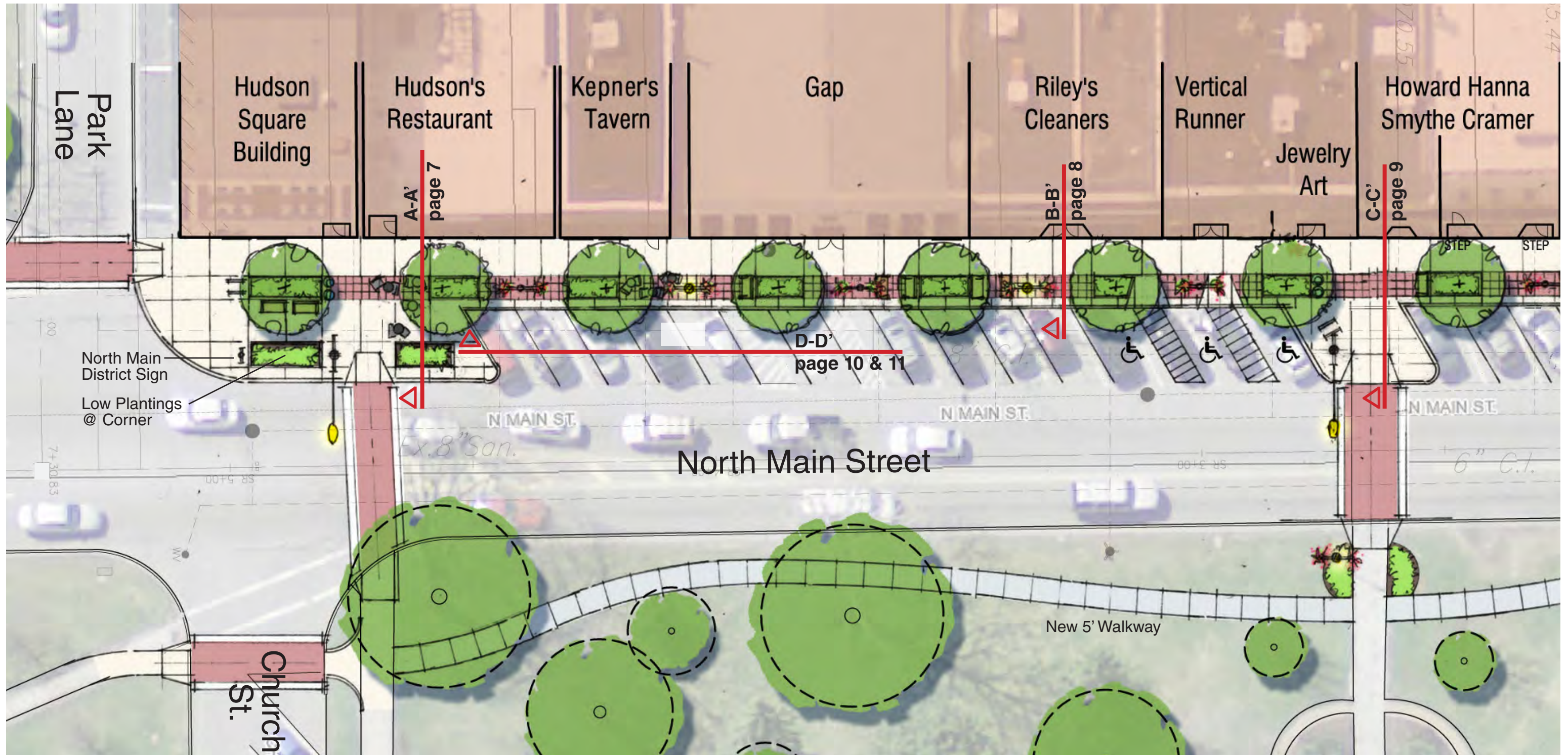
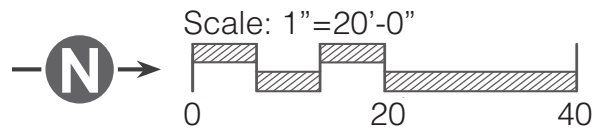
Hudson, Ohio



Plan South
Page 5

Plan Midway
Page 12

Plan North
Page 14



- Key**
- Street Tree w/ Planter, Ornamental Railing & Plantings below
 - Decorative Permeable Paver Band

- Historic Light (12' ht.) & Hanging Baskets
- Pole & Hanging Baskets
- Street Light & Banners
- Litter & Recycling
- Tinted Concrete Crosswalk
- Bike Racks
- Bench
- Cafe Table & Chairs
- Pots w/ Seasonal Flowers

Plan South
North Main Street Streetscape
 Hudson, Ohio



Existing Condition

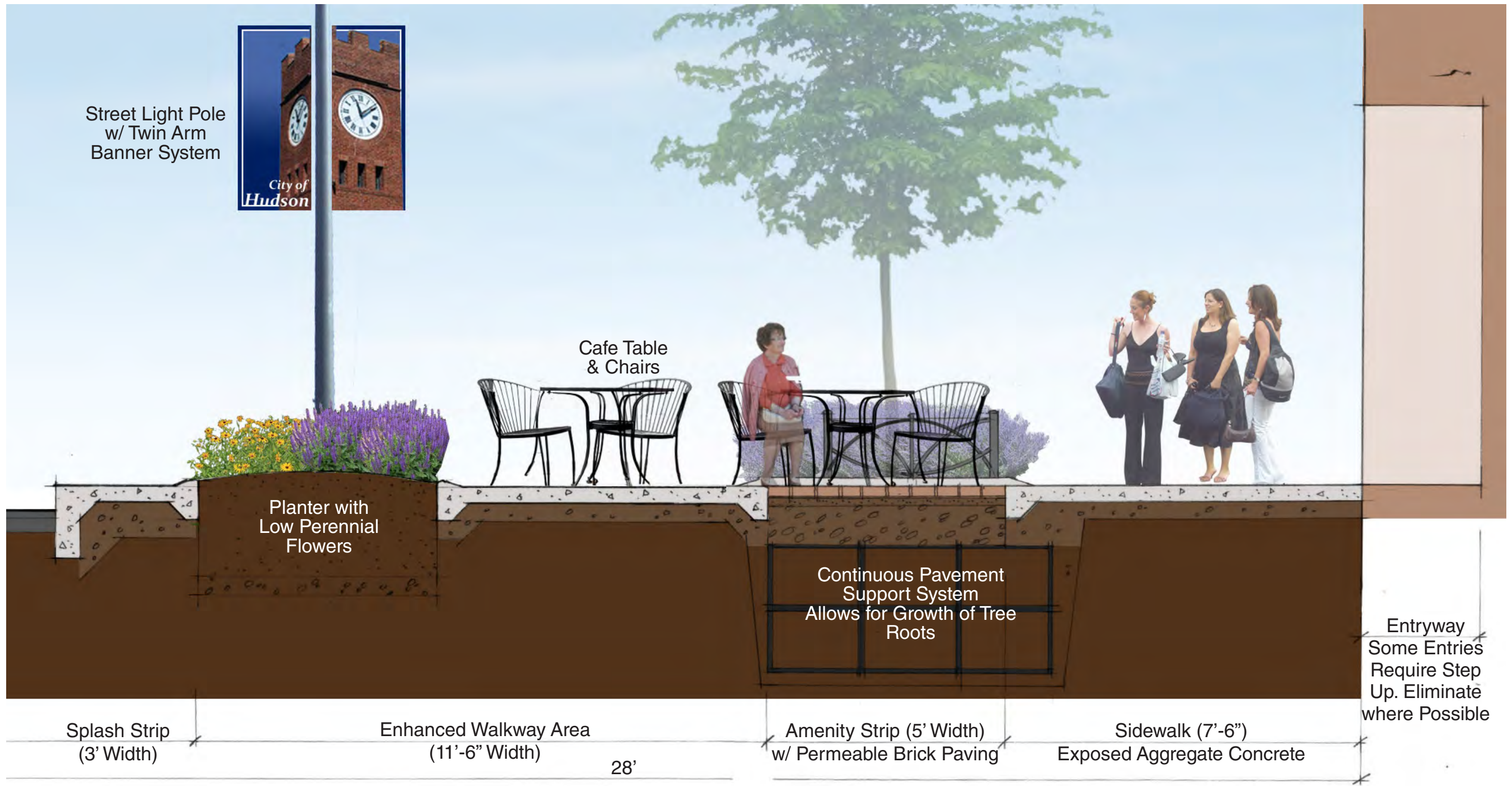


Proposed

View Looking North

North Main Street Streetscape

Hudson, Ohio

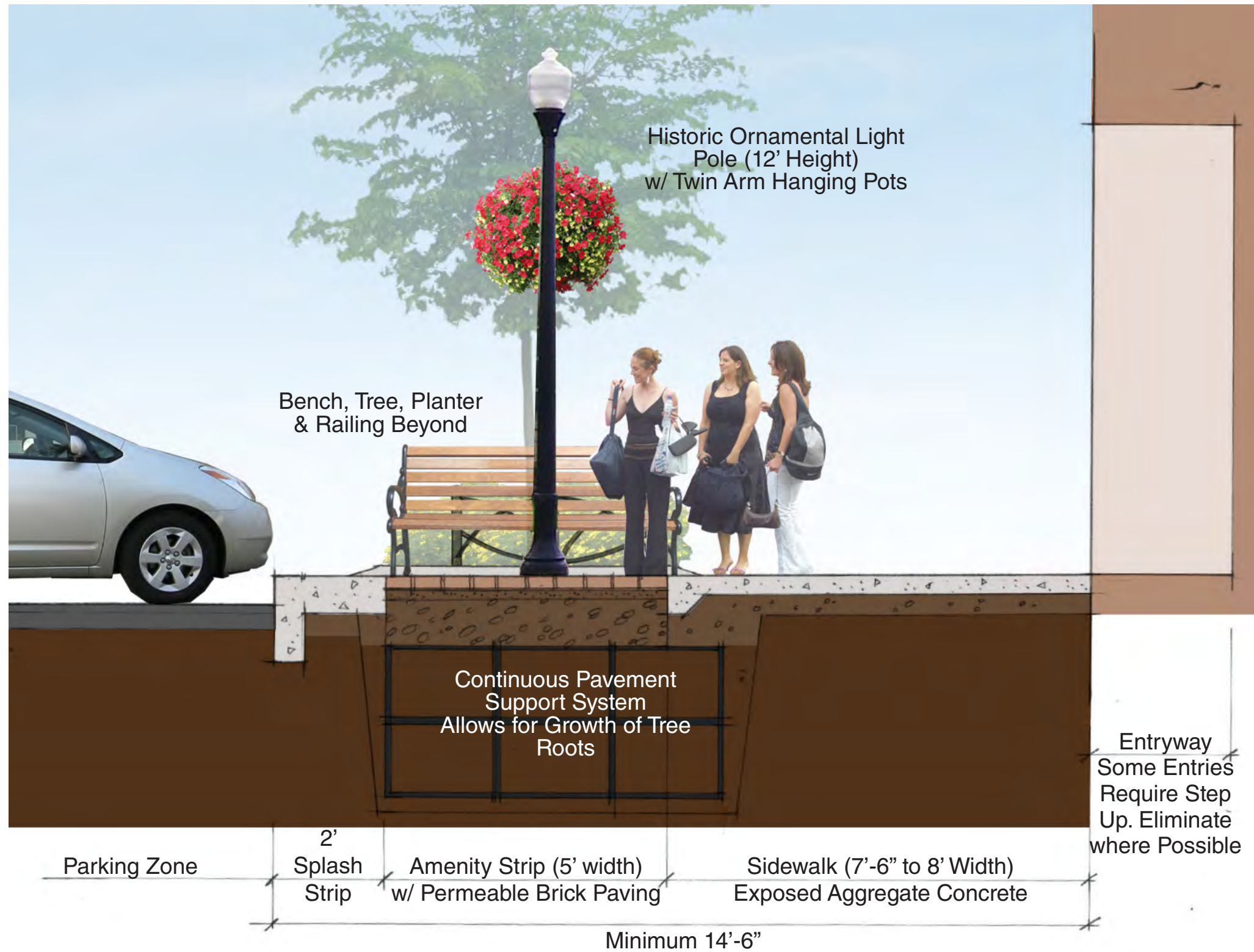


Section at Sidewalk Bump-out at Park Lane (A-A')

North Main Street Streetscape

Hudson, Ohio






Typical Section through Sidewalk / Amenity Strip (B-B')


North Main Street Streetscape

Hudson, Ohio



Cross Walk

Street Light Pole
w/ Twin Arm
Banner System



Bike Racks

Tree, Planter,
Ornamental Iron Railing
& Litter/Recycle
Containers Beyond

18" Ht.

Continuous Pavement
Support System
Allows for Growth of Tree
Roots

Entry

Curb Ramp

Sidewalk Extension (Bump-out)

30'

Amenity Strip (5' width)
w/ Permeable Brick Paving

Sidewalk (7'-6")
Exposed Aggregate Concrete



Historic
Ornamental Pole
w/ Twin Arm Hanging Pots

Historic Ornamental Light
Pole (12' Height)
w/ Twin Arm Hanging Pots

Planter

Planter

Cafe Table
& Chairs

Bench Seating

Planter

35'-0"

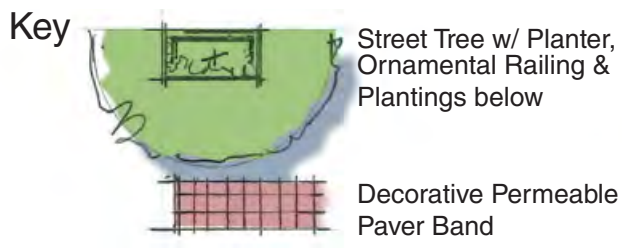
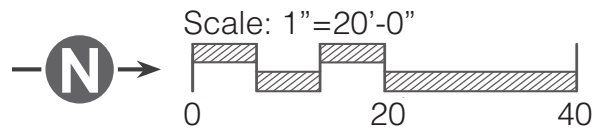
Distance between planters,
trees & ornamental poles



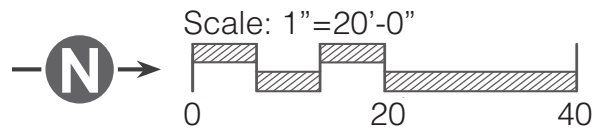
Typical Elevation along Street (D-D' Enlarged)

North Main Street Streetscape

Hudson, Ohio



Plan Midway
North Main Street Streetscape
 Hudson, Ohio



Key

- Street Tree w/ Planter, Ornamental Railing & Plantings below
- Decorative Permeable Paver Band

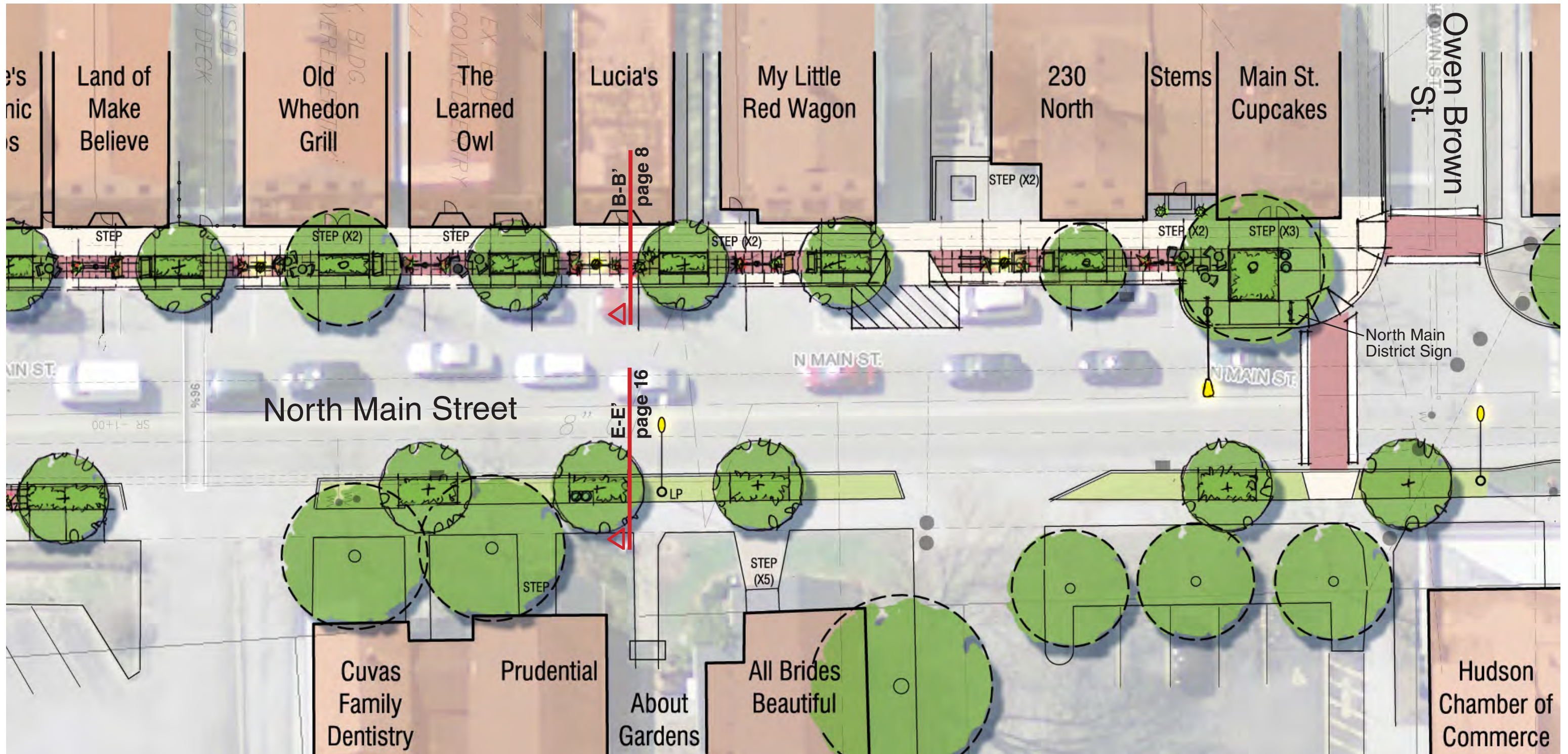
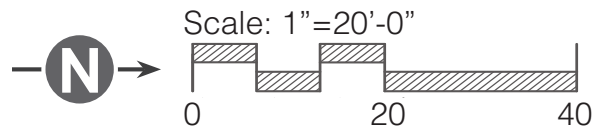
- Historic Light (12' ht.) & Hanging Baskets
- Pole & Hanging Baskets
- Street Light & Banners
- Litter & Recycling
- Tinted Concrete Crosswalk

- Bike Racks
- Bench
- Cafe Table & Chairs
- Pots w/ Seasonal Flowers

Plan Midway - Optional Crosswalk Alignment

North Main Street Streetscape

Hudson, Ohio



- Key**
- Street Tree w/ Planter, Ornamental Railing & Plantings below
 - Decorative Permeable Paver Band

- Historic Light (12' ht.) & Hanging Baskets
- Pole & Hanging Baskets
- Street Light & Banners
- Litter & Recycling
- Tinted Concrete Crosswalk
- Bike Racks
- Bench
- Cafe Table & Chairs
- Pots w/ Seasonal Flowers

Plan North
North Main Street Streetscape
Hudson, Ohio

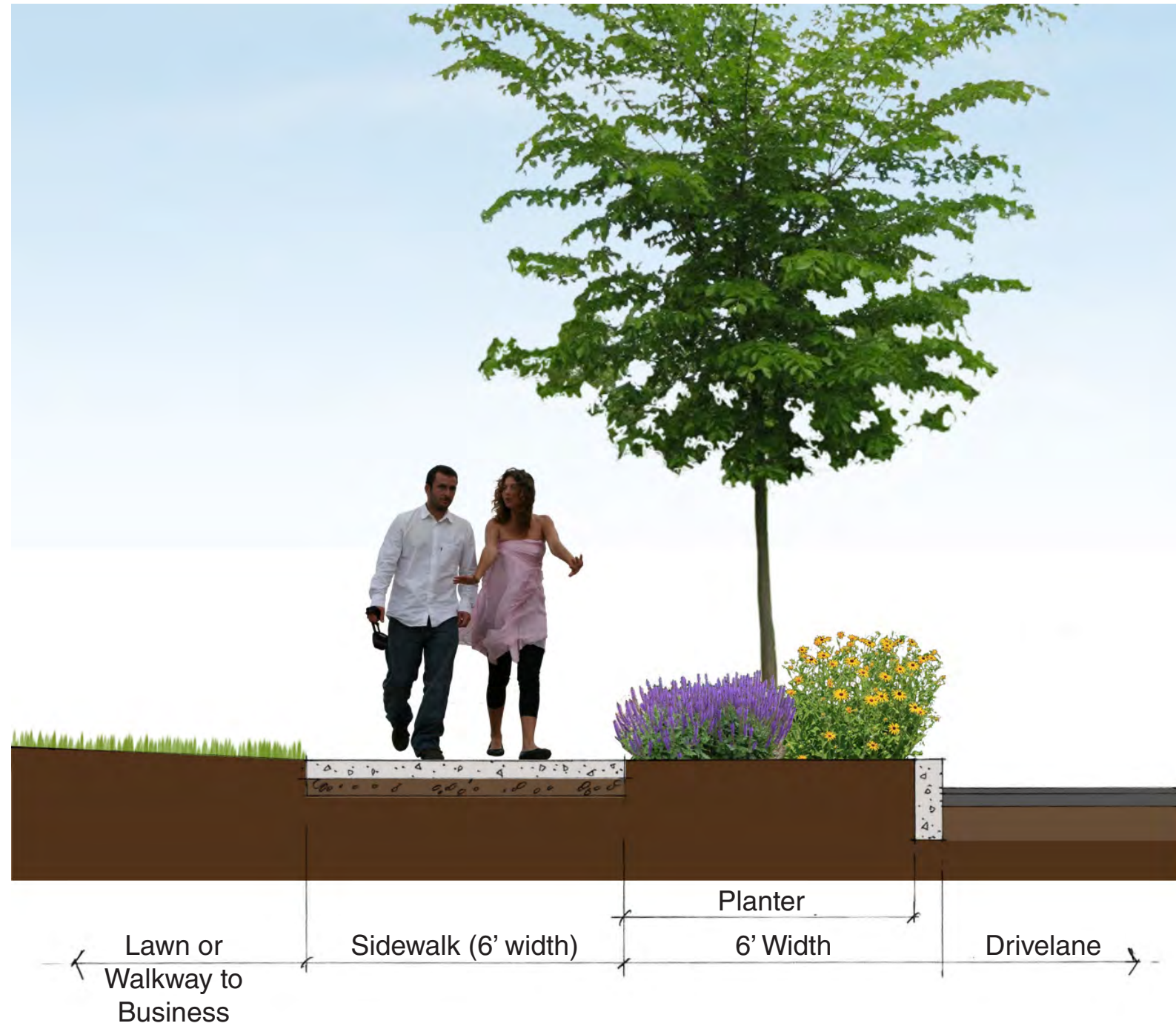


Existing Condition



Proposed


View Looking South from Owen Brown Street
North Main Street Streetscape
Hudson, Ohio



Typical Elevation on East Side of Street (E-E')

North Main Street Streetscape

Hudson, Ohio



Historic Acorn Style LED street light with double hanging basket arms (12' height)
(Cooper CLB Generation: Buckingham)



Amenity strip with pervious brick pavers



Poly-resin planters 18"-24" diameter



Bench: Recycled Plastic. Color: Cherry
(Victor Stanley C-10: Hudson Standard)



Litter and Recycling
(Victor Stanley S-424: Hudson Standard)




Bike Rack. Color: Black
(Keystone Ridge Fenwick)



Cafe tables and stackable chairs



Hybrid American Elm



Ginkgo



Japanese Plum Yew




Hummingbird Summersweet




Muskingum Grey Dogwood



Nikko Blue Hydrangea



Gro-Low Sumac



St. Johnswort



Catmint



Black-eyed Susan



Veronica 'Sunny Border Blues'

Meeting Minutes (Merchant Stakeholder Meeting December 3, 2012):

1. Inspiration for well designed small town streetscapes:
 - a. Early inspiration for the existing streetscape came from Niagara-on-the-Lake.
 - b. Other models include:
 - i. Seneca Falls, NY
 - ii. Bar Harbor, ME
 - iii. Camden, ME
 - iv. Berne, IN (Wayfinding/signage program)
2. Outdoor/Café Seating:
 - a. It is a positive addition and should continue.
 - b. Should be specific to individual restaurants and shops.
3. Street Feels Dirty/Cluttered:
 - a. Needs more cohesiveness while maintaining individuality.
 - b. Windows and walks need to be washed (swept) more frequently.
 - c. Create a positive experience for users. Easy accessibility.
4. Signboards:
 - a. Need for consistent location and quality of construction / message.
 - b. Some don't meet current code. The rules need to be updated.
5. Signs needed to identify historic district
6. Trees:
 - a. Need more. They should be placed in in-ground planters.
 - b. Carefully select species. Avoid trees with small leaves, such as honeylocust, because the leaves track into stores.
7. Planting Areas:
 - a. Incorporate water and electricity to simplify maintenance and provide outlets for decorations.
 - b. Should be as large as possible to support tree growth and flowering plantings at base.
 - c. Consider option of sponsoring to allow for additional maintenance.
 - d. Use salt tolerant plant selections and/or design to reduce salt water draining into planters.
 - e. Design Planters to deter cutting through. Consider elevated curbs and ornamental rails.
8. Hanging Planters from Building: Should be specific to the merchant/building.
9. Walkways & Surfaces:
 - a. Better define walkway zone.
 - b. Consider a number of options for walkway materials.
 - c. Consider permeable pavement/pavers.
 - d. Consider heated sidewalks to reduce need for salting.
 - e. Reduce salt use.
 - f. Consider sandstone curbs to match those in park.
10. Pedestrian Crossings:
 - a. Proposed bumpouts at crosswalks will help users cross more safely.
 - b. Crossings will have new overhead activated flasher.
 - c. Consider decorative paving bands to set off crosswalk.
11. Furnishings:
 - a. Locate with ease of pedestrian movement from cars and along the walkway in mind.
12. Lightpoles:
 - a. Replace cobrahead with historic.
 - b. Engineered to support hanging planters.
 - c. Engineered to support banners.
 - d. Fixtures should be full cut-off to eliminate light spillover (Dark Sky compliant).
 - e. Consider LED light as an option (energy efficient).
13. Consider uplighting building facades.
14. Avoid whimsical/phony elements that cheapen the look of the streetscape.