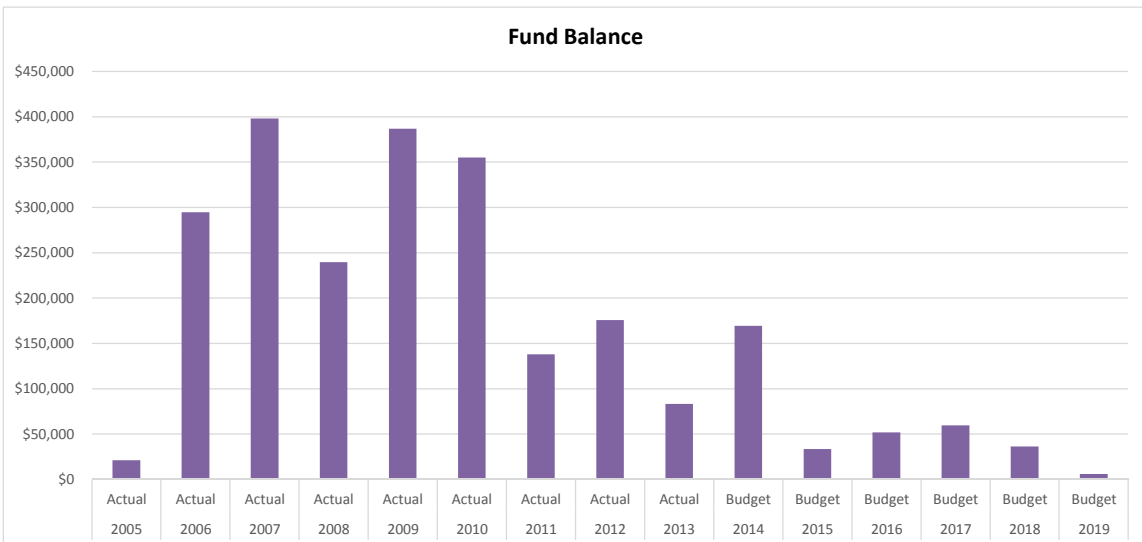
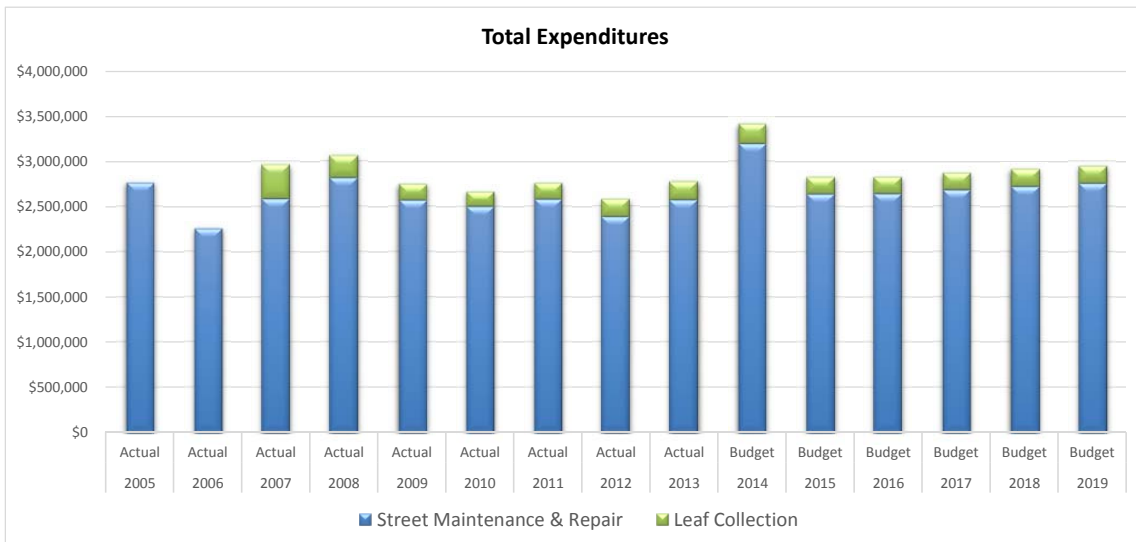
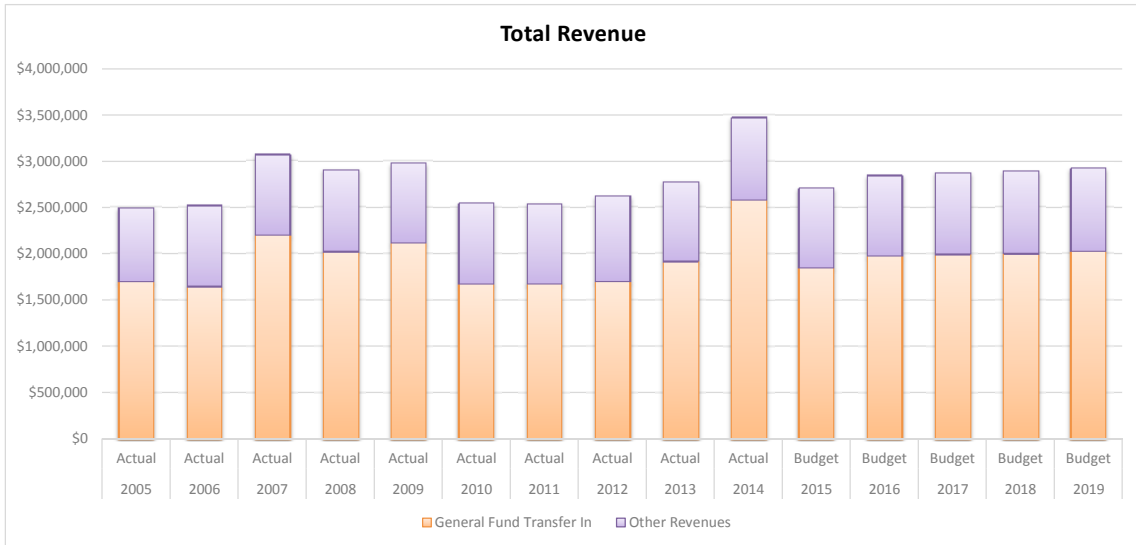


City of Hudson Street Maintenance & Repair (Service) Fund



City of Hudson
Street Maintenance & Repair (Service) Fund
Net Income Summary

	10 Year	5 Year	Last Year	Actual	Future Years				
	2004	2009	2013	2014	2015	2016	2017	2018	2019
Revenues:									
Transfer from General Fund	\$1,704,304	\$2,117,869	\$1,917,000	\$2,582,500	\$1,850,000	\$1,980,000	\$2,000,000	\$2,000,000	\$2,025,000
Gasoline Tax	\$575,663	\$711,763	\$721,484	\$730,921	\$730,000	\$737,300	\$744,673	\$752,120	\$759,641
License Fees	\$151,530	\$141,123	\$131,645	\$131,679	\$131,000	\$132,310	\$133,633	\$134,969	\$136,319
Miscellaneous	\$18,433	\$9,541	\$7,586	\$32,485	\$0	\$0	\$0	\$0	\$0
Total Operating Revenue	\$2,449,930	\$2,980,296	\$2,777,715	\$3,477,585	\$2,711,000	\$2,849,610	\$2,878,306	\$2,887,089	\$2,920,960
Street Maintenance & Repair									
Personnel	\$1,043,205	\$1,103,474	\$1,049,474	\$975,684	\$1,003,793	\$1,023,699	\$1,044,146	\$1,065,154	\$1,086,744
Professional Development	\$16,594	\$8,524	\$1,636	\$3,566	\$6,150	\$6,212	\$6,274	\$6,336	\$6,400
Contractual Services	\$905,811	\$1,045,135	\$1,009,245	\$1,381,237	\$1,126,103	\$1,137,364	\$1,148,738	\$1,160,225	\$1,171,827
Materials and Supplies	\$482,403	\$415,731	\$490,183	\$800,248	\$473,800	\$478,538	\$483,323	\$488,157	\$493,038
Other	\$246	\$0	\$0	\$0	\$0	\$0	\$0	\$0	\$0
SM&R Operating Expenses	\$2,448,259	\$2,572,864	\$2,550,538	\$3,160,735	\$2,609,846	\$2,645,813	\$2,682,481	\$2,719,872	\$2,758,010
Leaf Collection									
Personnel	\$0	\$132,617	\$168,470	\$185,927	\$128,093	\$130,014	\$131,964	\$133,944	\$135,953
Contractual Services	\$0	\$20,054	\$24,222	\$18,056	\$25,000	\$25,250	\$25,503	\$25,758	\$26,015
Materials and Supplies	\$0	\$23,107	\$9,771	\$16,797	\$30,000	\$30,300	\$30,603	\$30,909	\$31,218
Leaf Collection Operating Expenses	\$0	\$175,778	\$202,463	\$220,780	\$183,093	\$185,564	\$188,070	\$190,610	\$193,186
Operating Income	\$1,671	\$231,654	\$24,714	\$96,070	(\$81,939)	\$18,233	\$7,756	(\$23,393)	(\$30,235)
Non-Operating Expenses:									
Capital Outlay	\$33,773	\$367	\$25,757	\$39,335	\$34,000	\$0	\$0	\$0	\$0
Debt Service	\$0	\$0	\$0	\$0	\$0	\$0	\$0	\$0	\$0
Total Non-Operating Expenses:	\$33,773	\$367	\$25,757	\$39,335	\$34,000	\$0	\$0	\$0	\$0
Net Income	(\$32,102)	\$231,287	(\$1,043)	\$56,735	(\$115,939)	\$18,233	\$7,756	(\$23,393)	(\$30,235)
Beginning Balance	\$321,385	\$239,574	\$175,661	\$174,618	\$149,544	\$33,605	\$51,838	\$59,594	\$36,201
Encumbrances	\$80,334	\$84,112	\$91,281	\$61,918	\$0	\$0	\$0	\$0	\$0
Ending Balance	\$208,949	\$386,749	\$83,337	\$169,435	\$33,605	\$51,838	\$59,594	\$36,201	\$5,966

Note: There was no leaf collection program in 2004; it started in 2007.

City of Hudson
Street Maintenance & Repair (Service) Fund
STAFFING AND EXPENSE SUMMARY

Street Maintenance & Repair (6240)

Category	10 Year	5 Year	Last Year	Current Year	Future Years			
	2004 Actual	2009 Actual	2013 Actual	2014 Actual	2015 Estimate	2016 Estimate	2017 Estimate	2018 Estimate
Staff:								
Full Time	11.33	11.00	7.10	7.60	8.10	8.10	8.10	8.10
Part Time	0.00	0.00	0.00	0.00	0.0	0.0	0.0	0.0

	2004	2009	2013	2014	2015	2016	2017	2018
Personnel:								
Full-Time Compensation	603,556	602,564	527,936	548,059	585,145	593,922	602,831	611,873
Overtime (Snow Plowing, Special Events)	142,507	185,234	203,920	201,703	142,000	144,130	146,292	148,486
OPERS Pension	100,423	99,652	105,363	97,123	99,979	101,479	103,001	104,546
Group Insurance	116,459	170,562	107,949	104,913	138,537	145,464	152,737	160,374
Severance	58,605	0	0	0	0	0	0	0

	2004	2009	2013	2014	2015	2016	2017	2018
Contractual Services:								
Vehicle Replacement and Maintenance Charges (Internal Charges)	488,313	555,150	567,721	802,403	632,851	639,180	645,571	652,027
Rent	113,541	138,537	148,672	150,611	147,287	148,760	150,247	151,750
Snow Removal (Contractual - cul de sacs)	33,891	56,167	56,717	90,331	61,200	61,812	62,430	63,054
Asphalt Repairs	34,485	62,602	62,781	50,000	47,575	48,051	48,531	49,017
Maintenance of Equipment	3,017	18,170	19,654	42,828	30,000	30,300	30,603	30,909
Animal Disposal	31,775	27,884	18,905	30,000	25,000	25,250	25,503	25,758
Insurance & Bonding	21,314	24,140	21,849	28,355	28,355	28,639	28,925	29,214
Information Services (Internal Charges)	8,207	41,050	53,022	62,498	61,000	61,610	62,226	62,848
Maintenance Mowing (ROW's, Guardrails, Fertilization, Landscape Repairs)	62,572	36,691	10,326	20,000	15,000	15,150	15,302	15,455

	2004	2009	2013	2014	2015	2016	2017	2018
Materials and Supplies:								
Ice Controls Materials	400,591	366,556	437,324	726,745	420,000	424,200	428,442	432,726
Traffic Safety Supplies	38,270	13,557	20,265	26,648	20,000	20,200	20,402	20,606
Street Repair Materials	16,610	23,166	20,386	27,890	20,000	20,200	20,402	20,606

	2004	2009	2013	2014	2015	2016	2017	2018
Capital Outlay								
Hot Patch Trailer	0	0	0	23,505	0	0	0	0
Equipment	28,660	0	20,105	0	0	0	0	0
Message Board Replacement	0	0	0	14,732	0	0	0	0
Computer Equipment	5,113	367	5,652	1,098	0	0	0	0
Street/Pathway repair roller (split with Parks and Golf Course)	0	0	0	0	0	0	0	0
Roadside mower cutting attachment	0	0	0	0	12,000	0	0	0

City of Hudson
Street Maintenance & Repair (Service) Fund
STAFFING AND EXPENSE SUMMARY

Leaf Collection (6241)

Category	10 Year	5 Year	Last Year	Current Year	Future Years			
	2004 Actual	2009 Actual	2013 Actual	2014 Actual	2015 Estimate	2016 Estimate	2017 Estimate	2018 Estimate
Staff:								
Full Time	0.0	0.0	0.0	0.0	0.0	0.0	0.0	0.0
Seasonal	0.0	16.0	16.0	16.0	16.0	16.0	16.0	16.0
Personnel:								
Full-Time Compensation	0	82,295	102,355	95,259	85,000	86,275	87,569	88,883
Overtime Compensation	0	28,456	41,785	69,093	24,000	24,360	24,725	25,096
OPERS Pension	0	20,436	22,405	16,391	15,260	15,489	15,721	15,957
Contractual Services:								
Contracted Leaf Pick Up	0	20,054	14,222	18,056	25,000	25,250	25,503	25,758
Tree Trimming	0	0	10,000	0	0	0	0	0
Materials and Supplies:								
Fuel	0	21,851	8,250	13,693	25,000	25,250	25,503	25,758
Supplies	0	1,255	1,520	3,104	5,000	5,050	5,101	5,152

Note: There was no leaf collection program in 2004; it started in 2007.