



SIGN UP FREE



Survey Results Prepared in 2016

Hudson Comprehensive Plan - Resident Questionnaire

QUESTION SUMMARIES

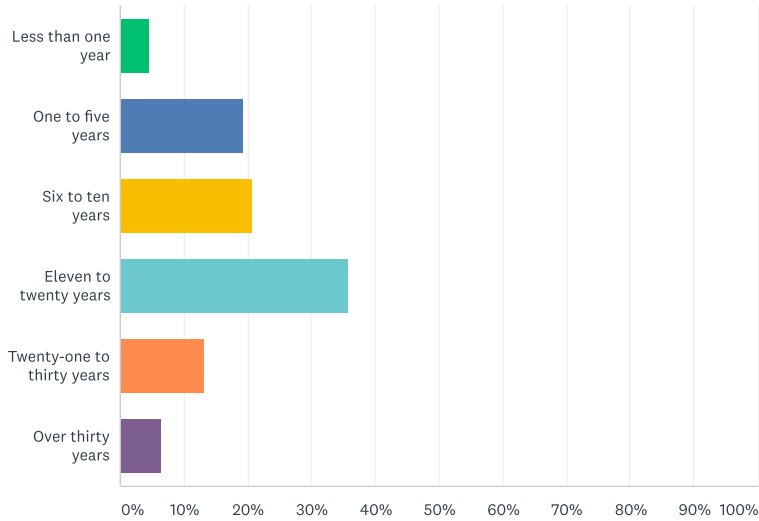
INDIVIDUAL RESPONSES

All Pages ▼

Q1

How long have you lived in Hudson?

Answered: 405 Skipped: 3



ANSWER CHOICES

RESPONSES

Less than one year	4.69%	19
One to five years	19.26%	78
Six to ten years	20.74%	84
Eleven to twenty years	35.80%	145
Twenty-one to thirty years	13.09%	53
Over thirty years	6.42%	26
TOTAL		405

Q2

If less than 10 years, from where did you move?

Answered: 196 Skipped: 212



Share Link

<https://www.surveymonkey.com/re>

COPY

Share

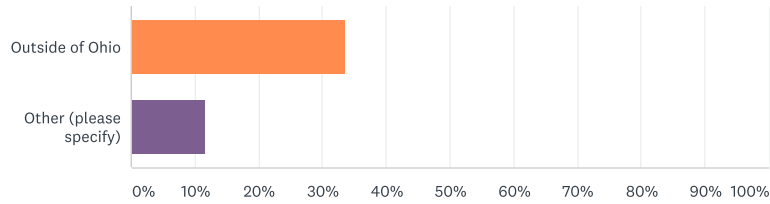
Tweet

Share

408 responses



SIGN UP FREE



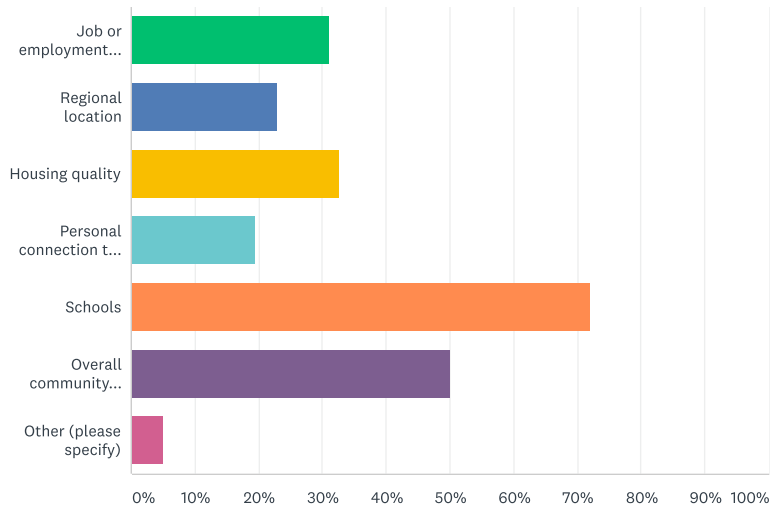
ANSWER CHOICES	RESPONSES
Cleveland	3.57% 7
A nearby suburb southeast of Cleveland	26.53% 52
Another portion of the Cleveland region	14.29% 28
Another portion of Ohio	10.20% 20
Outside of Ohio	33.67% 66
Other (please specify)	Responses 11.73% 23
TOTAL	196

Q3



If less than 10 years, what are your primary reasons for moving to Hudson? (Check all that apply)

Answered: 196 Skipped: 212



ANSWER CHOICES	RESPONSES
Job or employment opportunity	31.12% 61
Regional location	22.96% 45
Housing quality	32.65% 64
Personal connection to community	19.39% 38
Schools	71.94% 141
Overall community character	50.00% 98
Other (please specify)	Responses 5.10% 10
Total Respondents: 196	

Share Link

<https://www.surveymonkey.com/re:>

COPY

Share

Tweet

Share

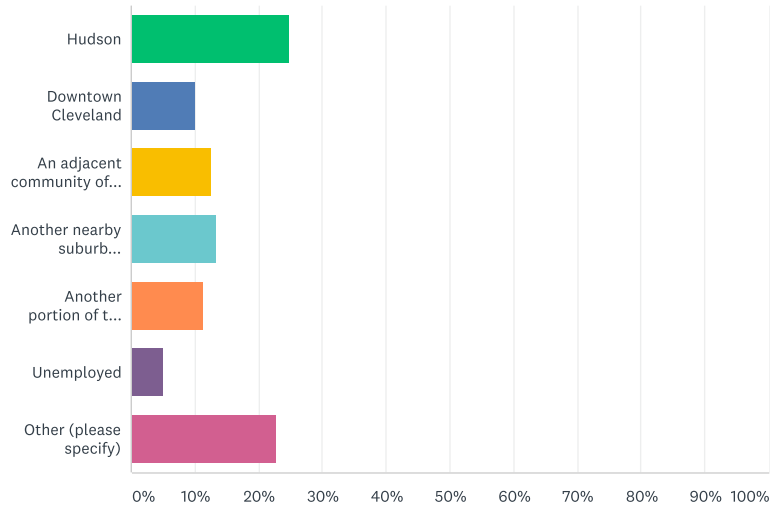
408 responses



SIGN UP FREE



Answered: 398 Skipped: 10



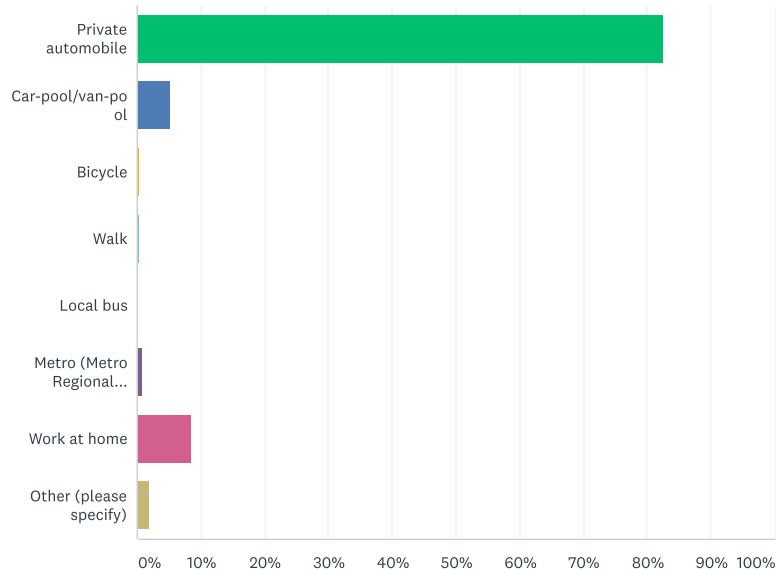
ANSWER CHOICES	RESPONSES	
Hudson	24.87%	99
Downtown Cleveland	10.05%	40
An adjacent community of Hudson	12.56%	50
Another nearby suburb southeast of Cleveland	13.32%	53
Another portion of the Cleveland region	11.31%	45
Unemployed	5.03%	20
Other (please specify)	Responses 22.86%	91
TOTAL		398

Q5



What is your primary mode of transportation to work?

Answered: 385 Skipped: 23



Share Link

<https://www.surveymonkey.com/re...>

COPY

Share

Tweet

Share

408 responses



SIGN UP FREE



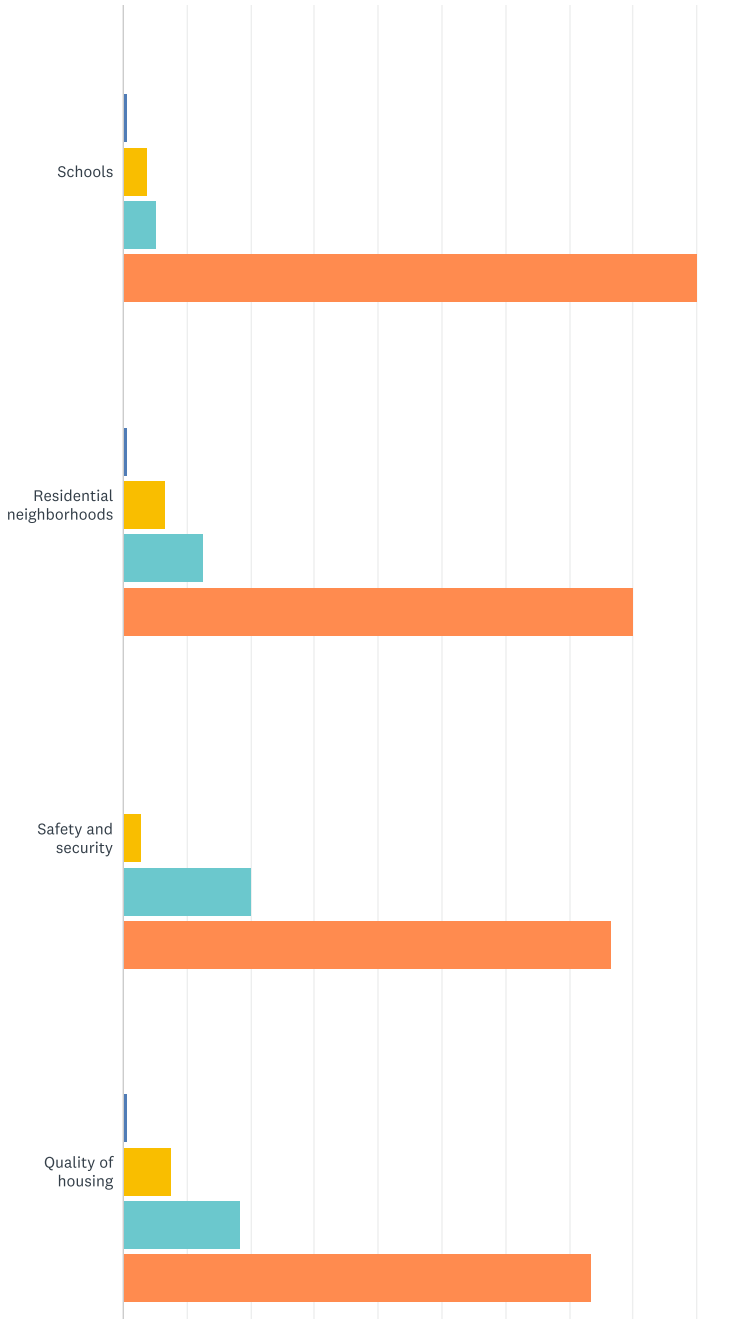
Bicycle	0.52%	2
Walk	0.52%	2
Local bus	0.00%	0
Metro (Metro Regional Transit Authority)	0.78%	3
Work at home	8.57%	33
Other (please specify)	Responses 1.82%	7
TOTAL		385

Q6



Rate how each of the following influences living in Hudson:

Answered: 349 Skipped: 59



Share Link

<https://www.surveymonkey.com/re:>

COPY

Share

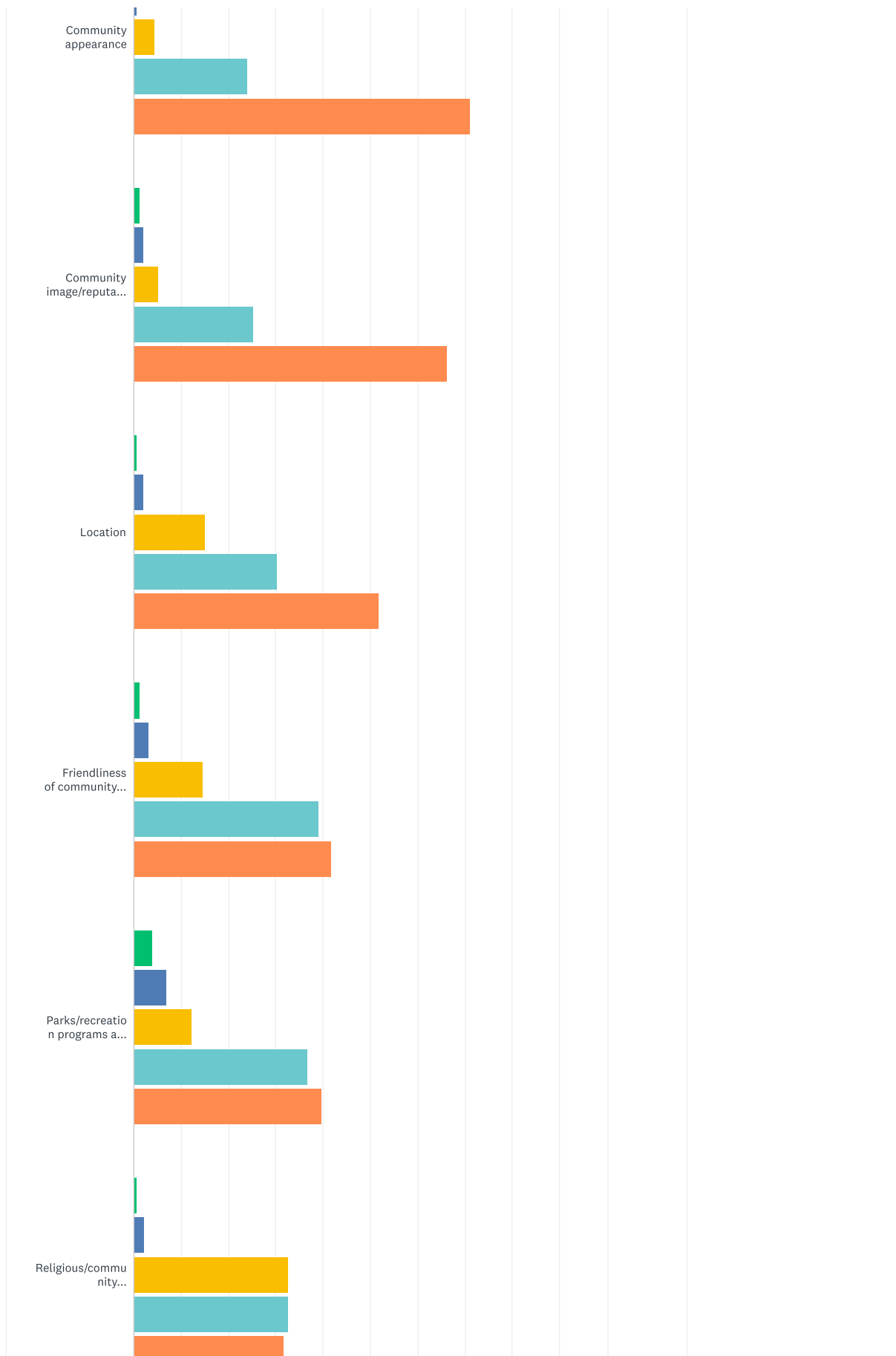
Tweet

Share

408 responses



SIGN UP FREE



Share Link

<https://www.surveymonkey.com/re>

COPY

Share

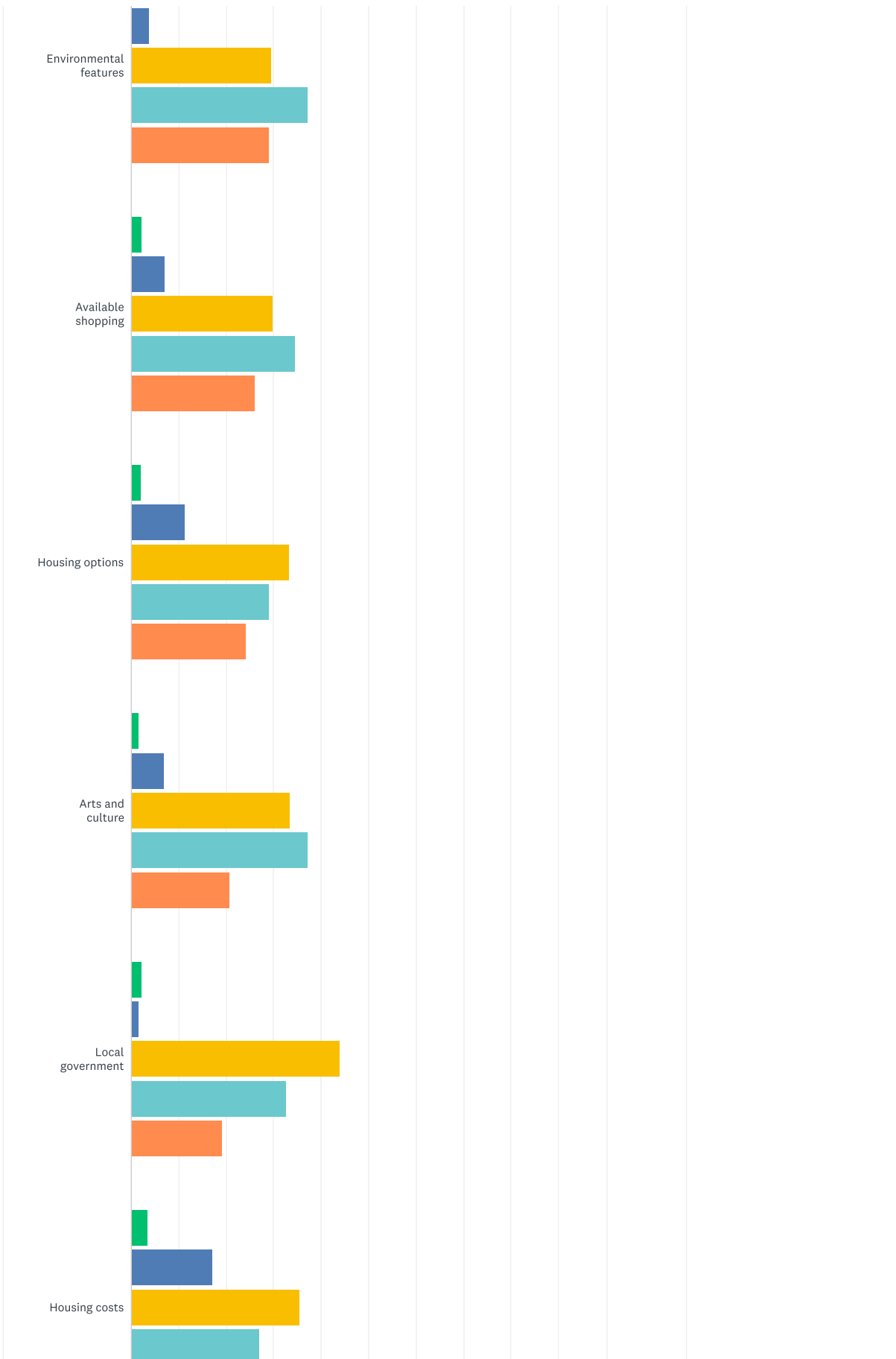
Tweet

Share

408 responses



SIGN UP FREE



Share Link

<https://www.surveymonkey.com/re:>

COPY

Share

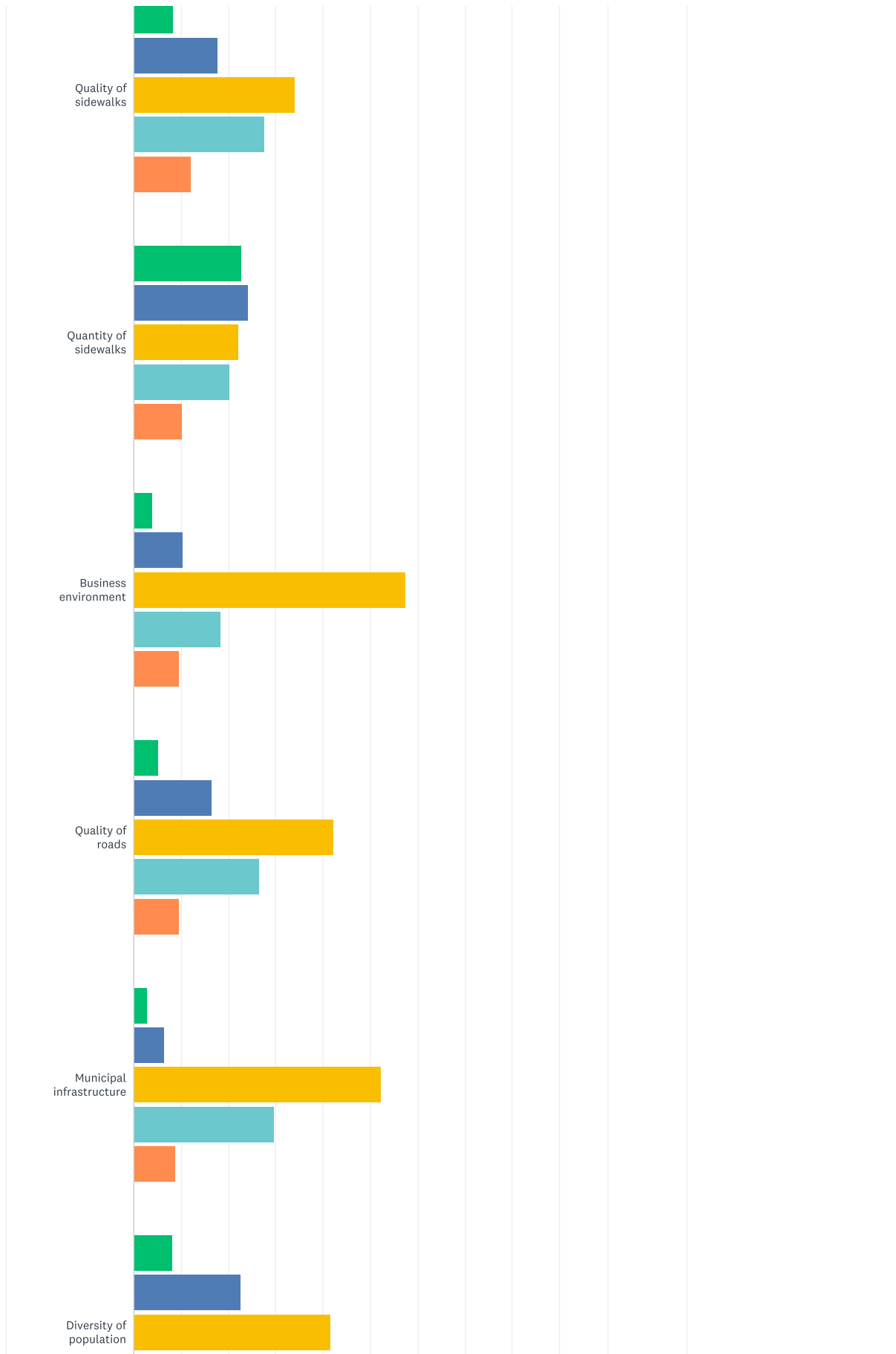
Tweet

Share

408 responses



SIGN UP FREE



Share Link

<https://www.surveymonkey.com/re>

COPY

Share

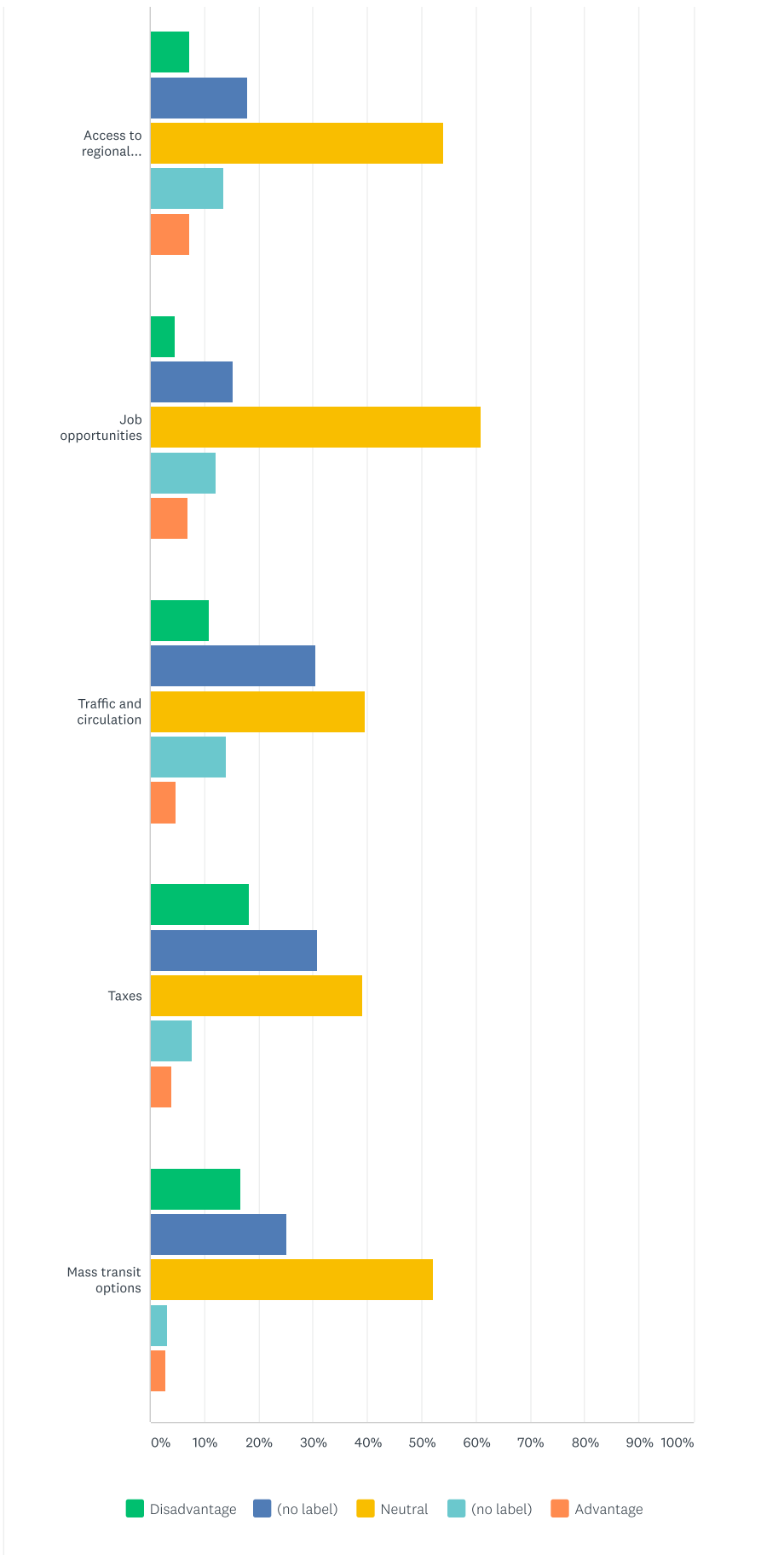
Tweet

Share

408 responses



SIGN UP FREE



Share Link

<https://www.surveymonkey.com/re...>

COPY

Share

Tweet

Share

408 responses



SIGN UP FREE



neighborhoods	0.00% 0	0.07% 2	0.07% 23	12.07% 44	86.17% 279	348	4.72
Safety and security	0.00% 0	0.29% 1	2.88% 10	20.17% 70	76.66% 266	347	4.73
Quality of housing	0.00% 0	0.58% 2	7.49% 26	18.44% 64	73.49% 255	347	4.65
Community appearance	0.00% 0	0.58% 2	4.34% 15	23.99% 83	71.10% 246	346	4.66
Community image/reputation	1.16% 4	2.03% 7	5.22% 18	25.22% 87	66.38% 229	345	4.54
Location	0.58% 2	2.03% 7	15.07% 52	30.43% 105	51.88% 179	345	4.31
Friendliness of community residents	1.15% 4	3.17% 11	14.70% 51	39.19% 136	41.79% 145	347	4.17
Parks/recreation programs and facilities	4.03% 14	6.92% 24	12.39% 43	36.89% 128	39.77% 138	347	4.01
Religious/community institutions	0.58% 2	2.33% 8	32.65% 112	32.65% 112	31.78% 109	343	3.93
Environmental features	0.58% 2	3.75% 13	29.39% 102	37.18% 129	29.11% 101	347	3.90
Available shopping	2.30% 8	7.18% 25	29.89% 104	34.48% 120	26.15% 91	348	3.75
Housing options	2.03% 7	11.30% 39	33.33% 115	28.99% 100	24.35% 84	345	3.62
Arts and culture	1.73% 6	6.92% 24	33.43% 116	37.18% 129	20.75% 72	347	3.68
Local government	2.33% 8	1.75% 6	44.02% 151	32.65% 112	19.24% 66	343	3.65
Housing costs	3.48% 12	17.10% 59	35.65% 123	26.96% 93	16.81% 58	345	3.37
Quality of sidewalks	8.41% 29	17.68% 61	34.20% 118	27.54% 95	12.17% 42	345	3.17
Quantity of sidewalks	22.80% 75	24.32% 80	22.19% 73	20.36% 67	10.33% 34	329	2.71
Business environment	4.05% 14	10.40% 36	57.51% 199	18.50% 64	9.54% 33	346	3.19
Quality of roads	5.20% 18	16.47% 57	42.20% 146	26.59% 92	9.54% 33	346	3.19
Municipal infrastructure	2.93% 10	6.45% 22	52.20% 178	29.62% 101	8.80% 30	341	3.35
Diversity of population	8.09% 28	22.54% 78	41.62% 144	19.65% 68	8.09% 28	346	2.97
Access to regional transportation	7.23% 25	17.92% 62	54.05% 187	13.58% 47	7.23% 25	346	2.96
Job opportunities	4.62% 16	15.32% 53	60.98% 211	12.14% 42	6.94% 24	346	3.01
Traffic and circulation	10.95% 38	30.55% 106	39.48% 137	14.12% 49	4.90% 17	347	2.71
Taxes	18.16% 63	30.84% 107	39.19% 136	7.78% 27	4.03% 14	347	2.49
Mass transit options	16.76% 58	25.14% 87	52.02% 180	3.18% 11	2.89% 10	346	2.50

Q7



How do you rate the following educational programs in Hudson?

Answered: 349 Skipped: 59

Share Link

<https://www.surveymonkey.com/re>

COPY

Share

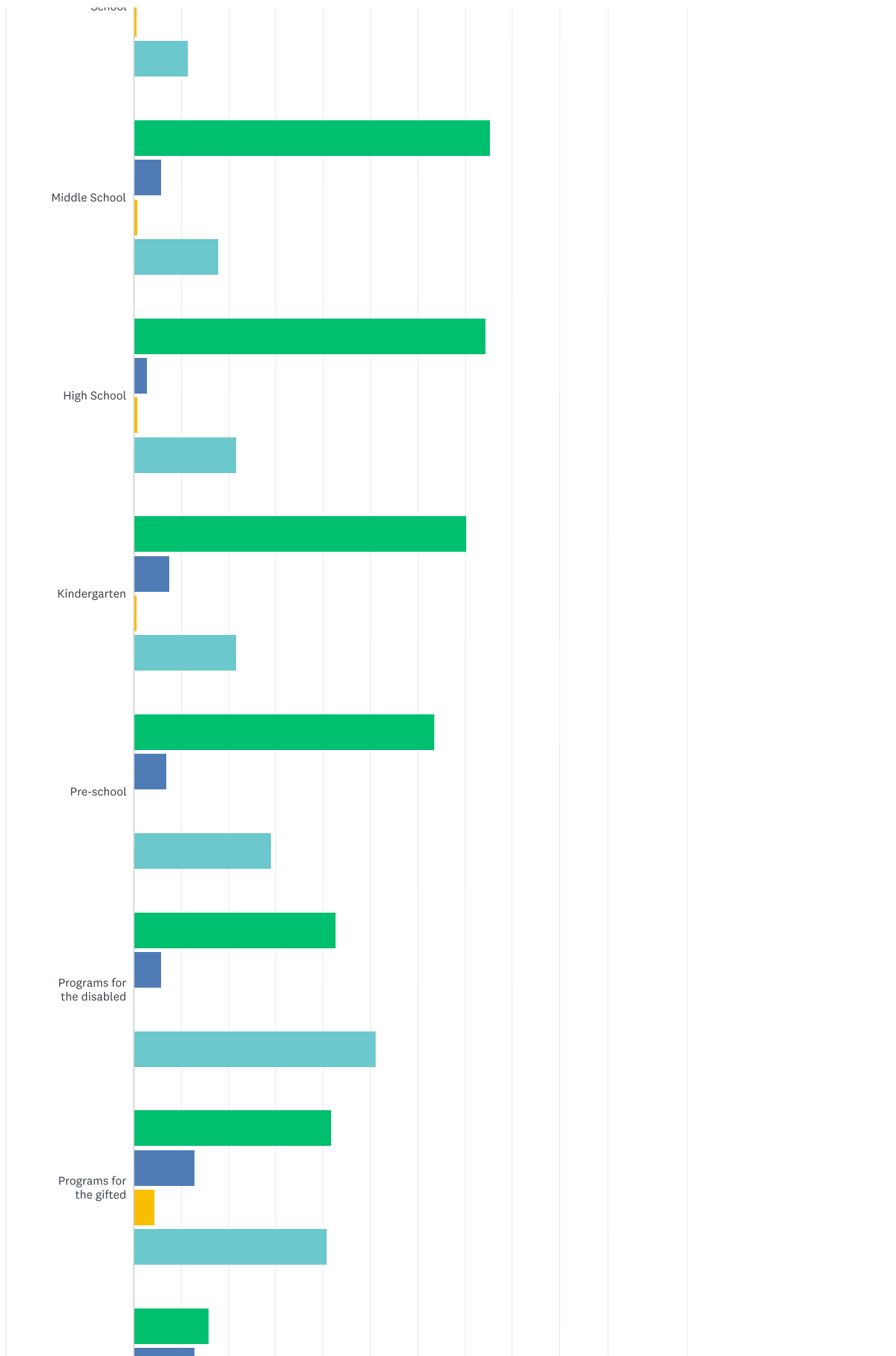
Tweet

Share

408 responses



SIGN UP FREE



Share Link

<https://www.surveymonkey.com/re>

COPY

Share

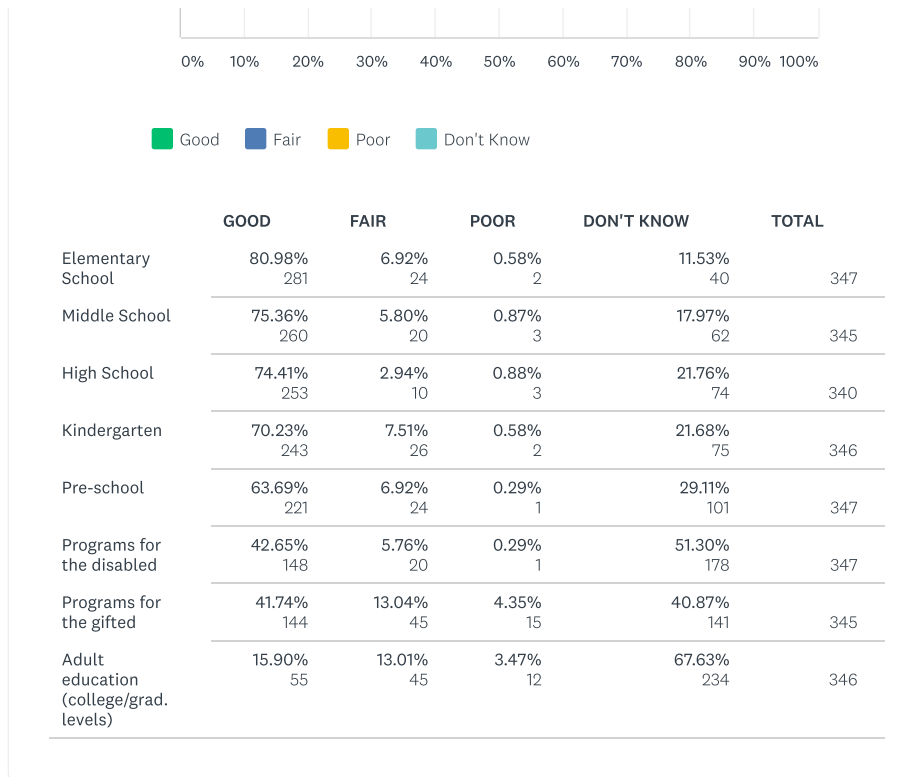
Tweet

Share

408 responses



SIGN UP FREE

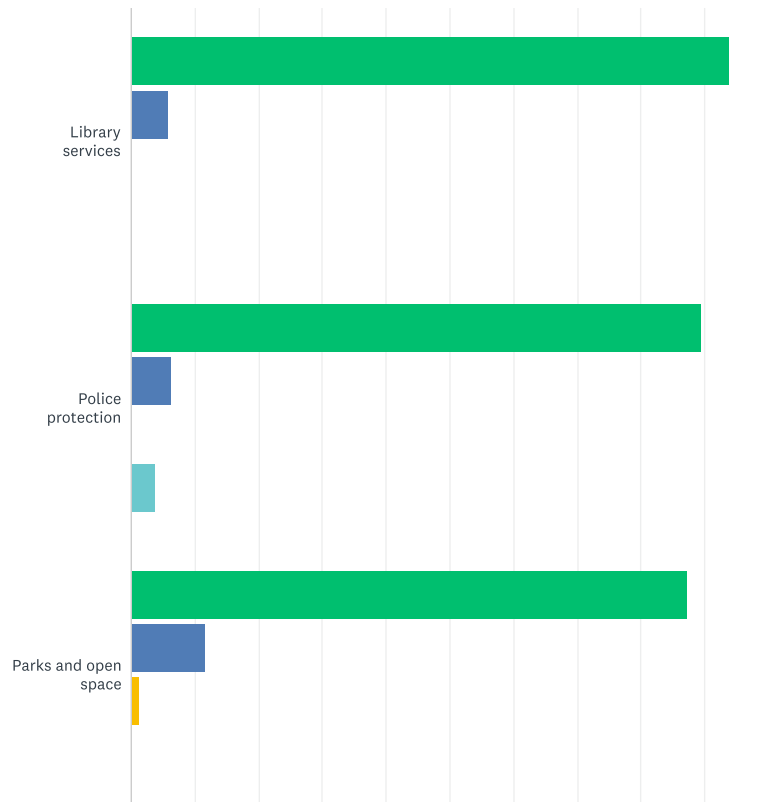


Q8



How do you rate the following public facilities and services within the Hudson area?

Answered: 348 Skipped: 60



Share Link

<https://www.surveymonkey.com/re>

COPY

Share

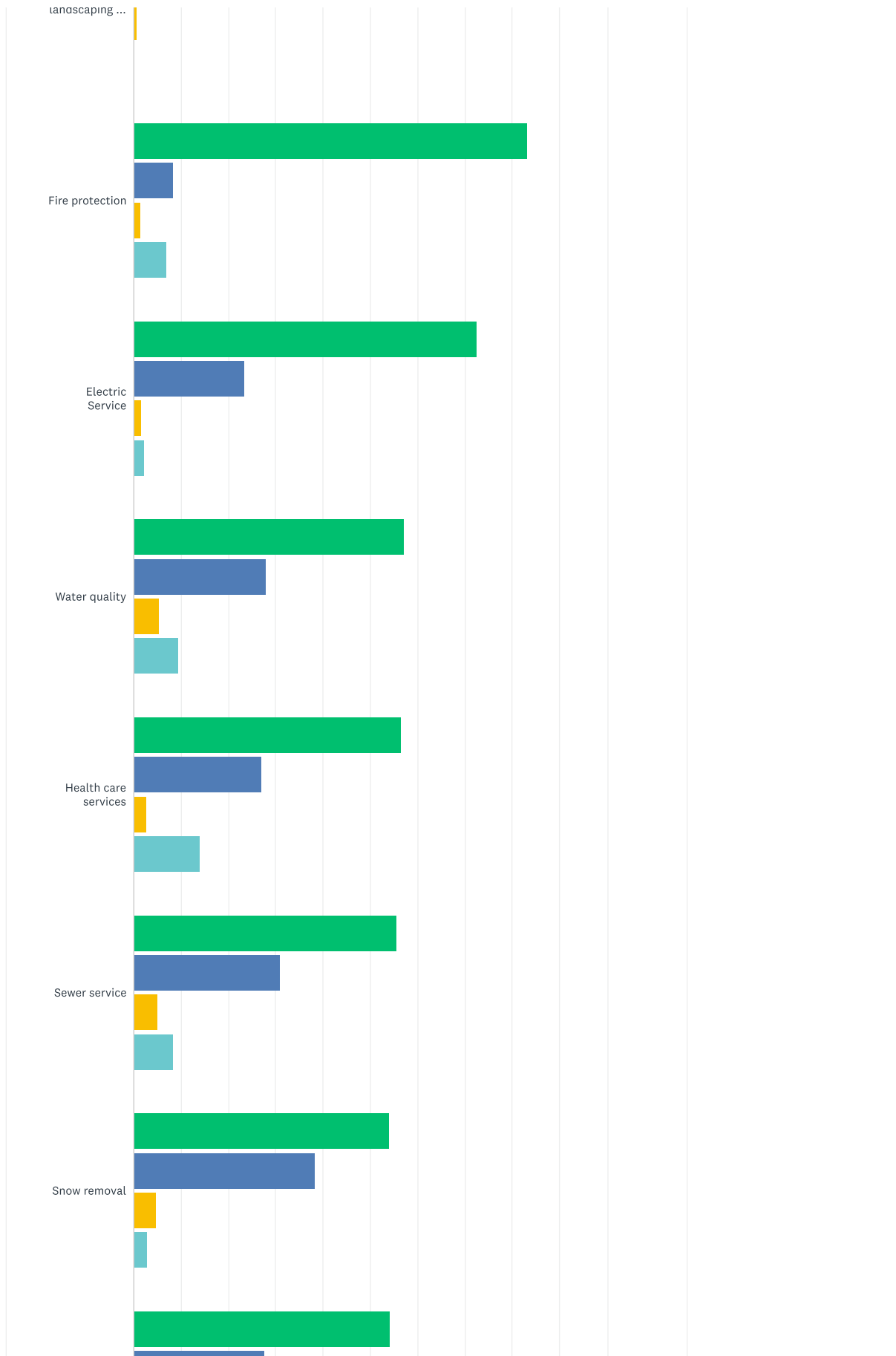
Tweet

Share

408 responses



SIGN UP FREE



Share Link

<https://www.surveymonkey.com/re>

COPY

Share

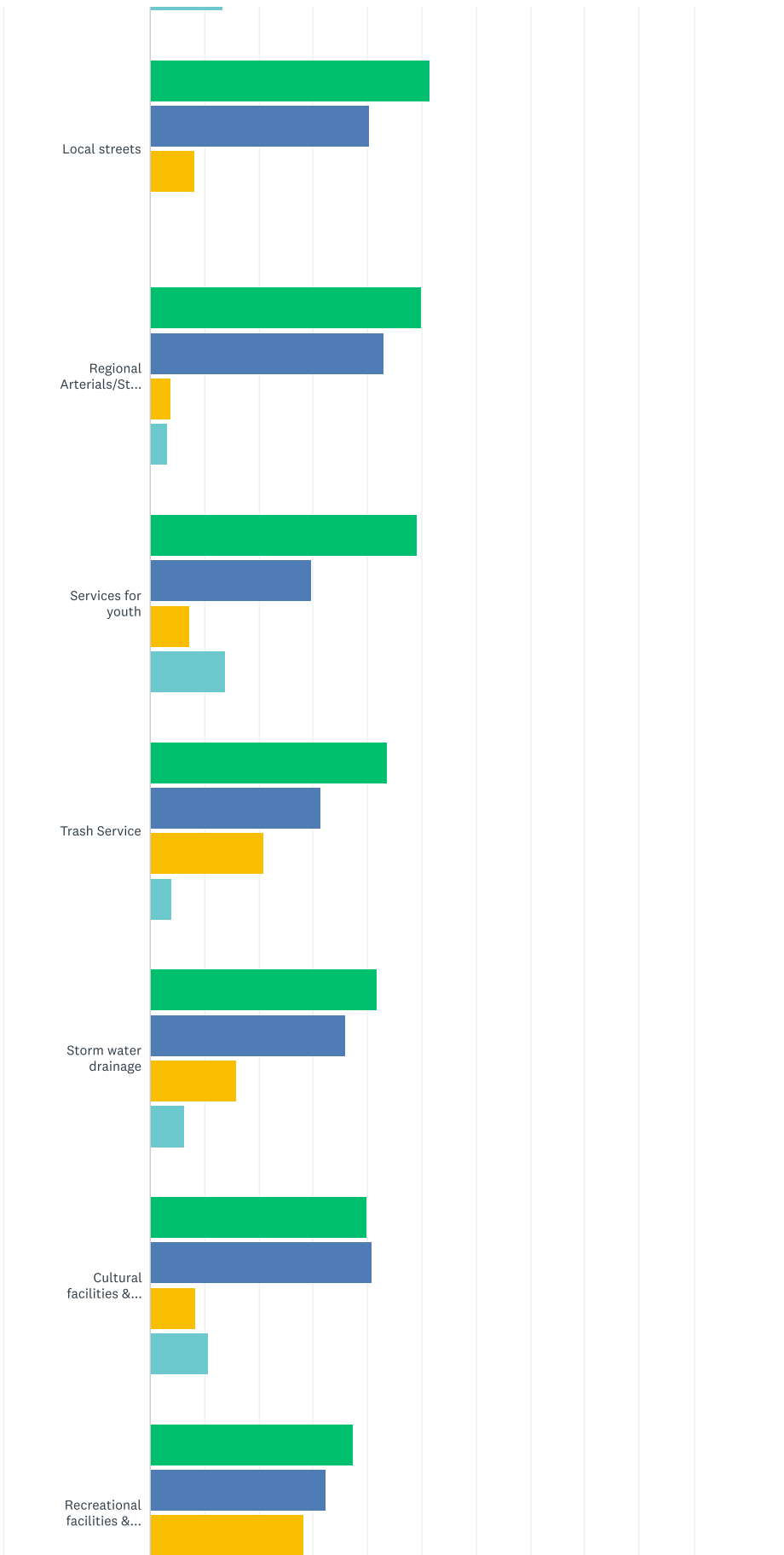
Tweet

Share

408 responses



SIGN UP FREE



Share Link

<https://www.surveymonkey.com/re...>

COPY

Share

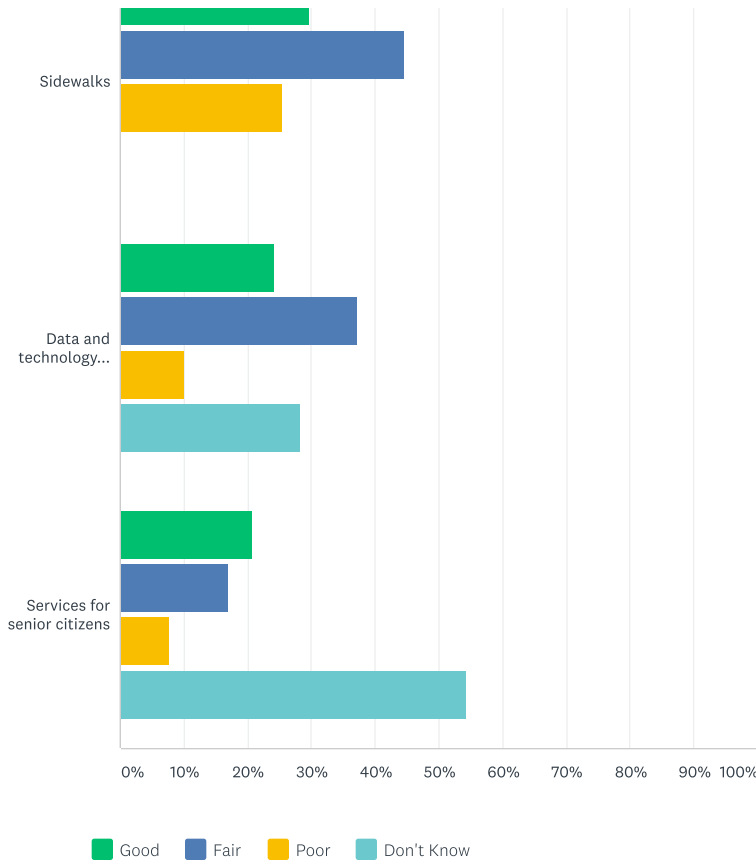
Tweet

Share

408 responses



SIGN UP FREE



	GOOD	FAIR	POOR	DON'T KNOW	TOTAL
Library services	93.93% 325	5.78% 20	0.29% 1	0.00% 0	346
Police protection	89.63% 311	6.34% 22	0.29% 1	3.75% 13	347
Parks and open space	87.17% 299	11.66% 40	1.17% 4	0.00% 0	343
Trees and landscaping on public property	84.68% 293	14.45% 50	0.58% 2	0.29% 1	346
Fire protection	83.19% 287	8.41% 29	1.45% 5	6.96% 24	345
Electric Service	72.54% 251	23.41% 81	1.73% 6	2.31% 8	346
Water quality	57.06% 198	27.95% 97	5.48% 19	9.51% 33	347
Health care services	56.43% 193	26.90% 92	2.63% 9	14.04% 48	342
Sewer service	55.69% 191	30.90% 106	4.96% 17	8.45% 29	343
Snow removal	53.89% 187	38.33% 133	4.90% 17	2.88% 10	347
Community meeting space	54.23% 186	27.70% 95	4.66% 16	13.41% 46	343
Local streets	51.45% 178	40.46% 140	8.09% 28	0.00% 0	346
Regional Arterials/State Roads	50.00% 173	43.06% 149	3.76% 13	3.18% 11	346
Services for youth	49.13% 170	29.77% 103	7.23% 25	13.87% 48	346
Trash Service	43.77% 150	31.30% 108	20.87% 72	4.06% 14	340

Share Link <https://www.surveymonkey.com/re...> COPY

Share Tweet Share

408 responses



SIGN UP FREE



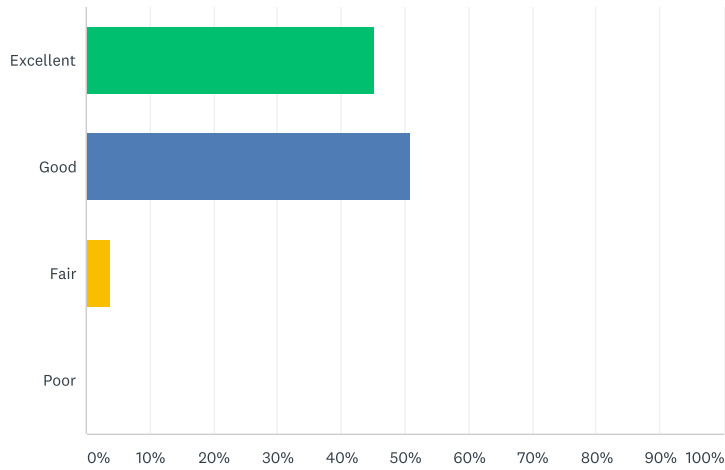
programs					
Recreational facilities & programs	37.36% 130	32.47% 113	28.16% 98	2.01% 7	348
Sidewalks	29.65% 102	44.48% 153	25.58% 88	0.29% 1	344
Data and technology infrastructure	24.28% 84	37.28% 129	10.12% 35	28.32% 98	346
Services for senior citizens	20.75% 72	17.00% 59	7.78% 27	54.47% 189	347

Q9



What is the overall quality of housing stock (appearance, cost, property maintenance) in Hudson?

Answered: 338 Skipped: 70



ANSWER CHOICES	RESPONSES	
Excellent	45.27%	153
Good	50.89%	172
Fair	3.85%	13
Poor	0.00%	0
TOTAL		338

Q10



How is the quality of housing changing in Hudson?

Answered: 334 Skipped: 74



Share Link

<https://www.surveymonkey.com/re>

COPY

Share

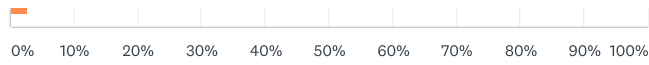
Tweet

Share

408 responses



SIGN UP FREE



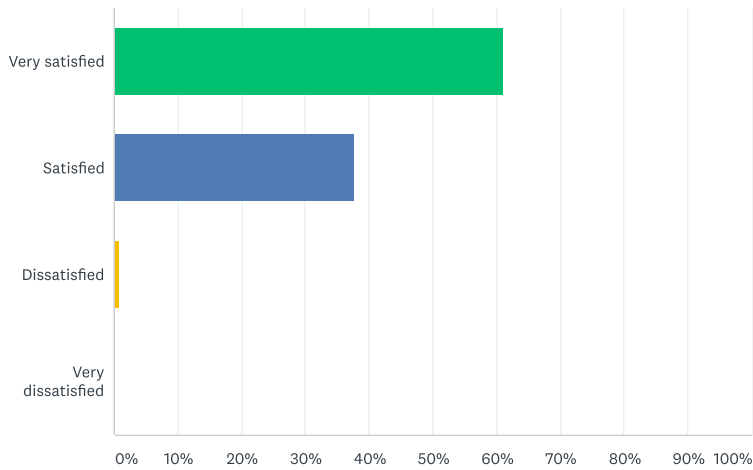
ANSWER CHOICES	RESPONSES	
Getting much worse	0.60%	2
Getting somewhat worse	9.28%	31
Staying about the same	68.56%	229
Getting somewhat better	18.86%	63
Getting much better	2.69%	9
TOTAL		334

Q11



Are you satisfied with the overall quality of life in Hudson?

Answered: 337 Skipped: 71



ANSWER CHOICES	RESPONSES	
Very satisfied	61.13%	206
Satisfied	37.69%	127
Dissatisfied	0.89%	3
Very dissatisfied	0.30%	1
TOTAL		337

Q12



How does the quality of life in Hudson today compare to ten years ago, or since you moved to the City if less than ten years?

Answered: 323 Skipped: 85



Share Link

<https://www.surveymonkey.com/re:>

COPY

Share

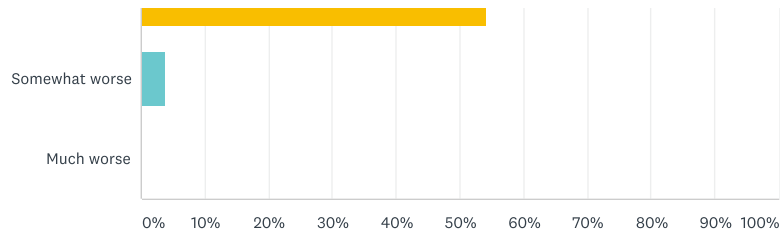
Tweet

Share

408 responses



SIGN UP FREE



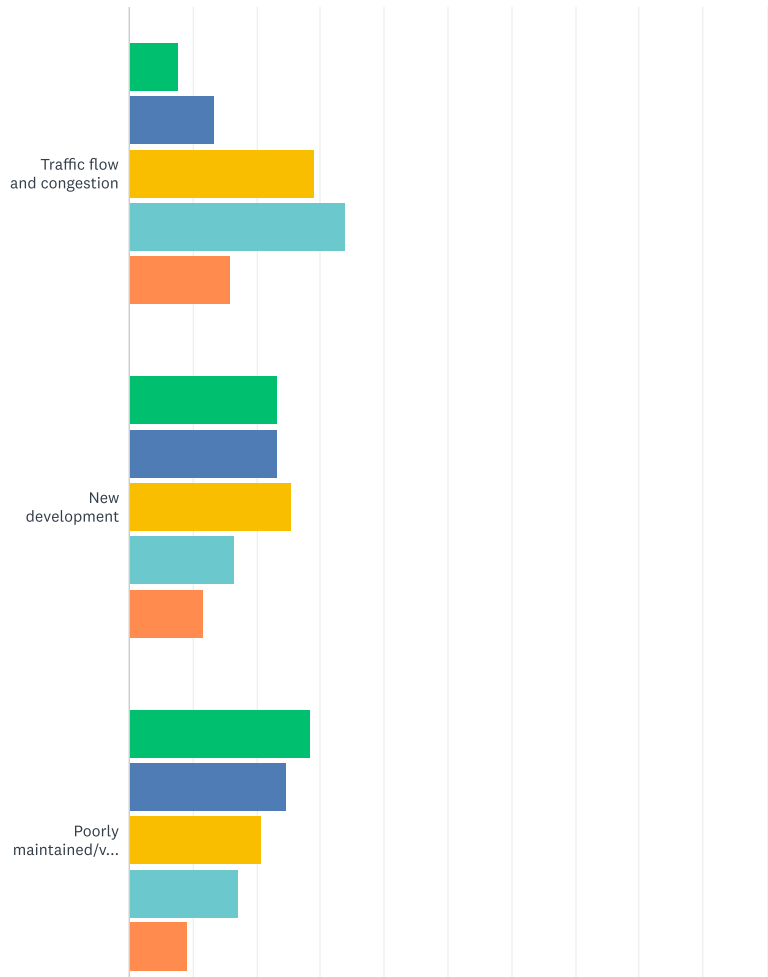
ANSWER CHOICES	RESPONSES	
Much better	7.74%	25
Somewhat better	34.06%	110
About the same	54.18%	175
Somewhat worse	3.72%	12
Much worse	0.31%	1
TOTAL		323

Q13



Please rate how each of the following currently threatens the quality of life in the community.

Answered: 335 Skipped: 73



Share Link

<https://www.surveymonkey.com/re>

COPY

Share

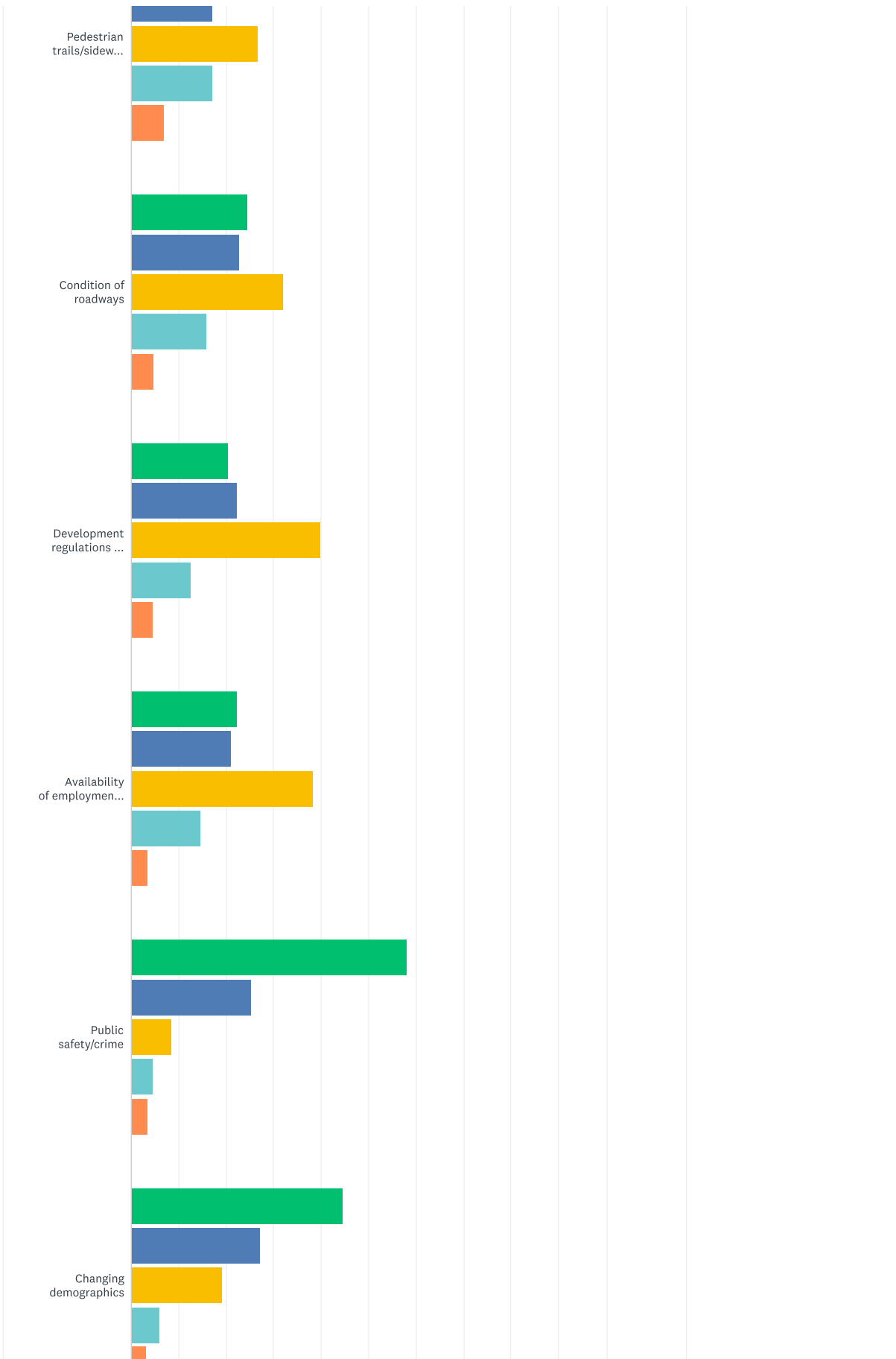
Tweet

Share

408 responses



SIGN UP FREE



Share Link

<https://www.surveymonkey.com/re>

COPY

Share

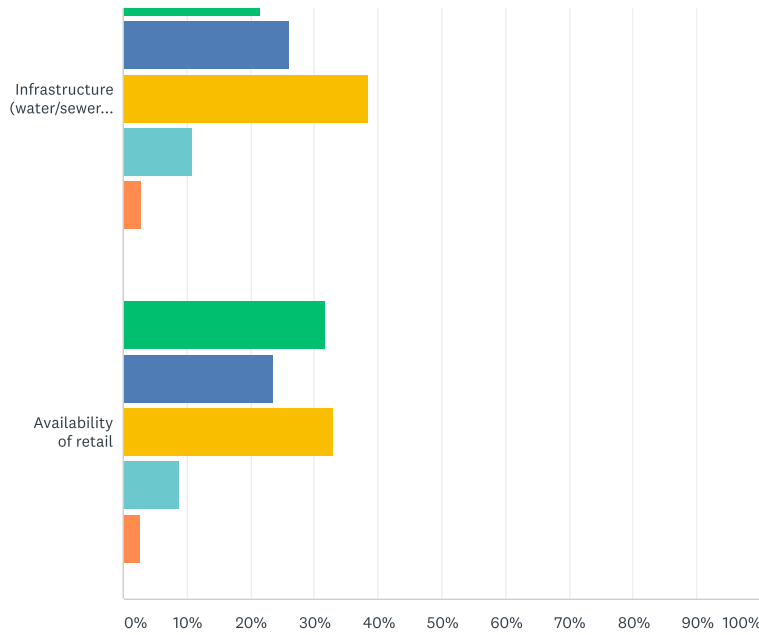
Tweet

Share

408 responses



SIGN UP FREE



	NO THREAT		(NO LABEL)		MAJOR THREAT	TOTAL	WEIGHTED AVERAGE
Traffic flow and congestion	7.78%	13.47%	29.04%	33.83%	15.87%	334	3.37
New development	23.12%	23.12%	25.53%	16.52%	11.71%	333	2.71
Poorly maintained/vacant properties	28.35%	24.70%	20.73%	17.07%	9.15%	328	2.54
Pedestrian trails/sidewalks	32.13%	17.12%	26.73%	17.12%	6.91%	333	2.50
Condition of roadways	24.40%	22.89%	31.93%	15.96%	4.82%	332	2.54
Development regulations and policies	20.49%	22.32%	40.06%	12.54%	4.59%	327	2.58
Availability of employment opportunities	22.42%	21.21%	38.18%	14.55%	3.64%	330	2.56
Public safety/crime	58.05%	25.23%	8.51%	4.56%	3.65%	329	1.71
Changing demographics	44.51%	27.13%	19.21%	6.10%	3.05%	328	1.96
Infrastructure (water/sewer/utilities)	21.52%	26.06%	38.48%	10.91%	3.03%	330	2.48
Availability of retail	31.82%	23.64%	33.03%	8.79%	2.73%	330	2.27

Q14

In five years the City of Hudson will...

Answered: 336 Skipped: 72

Be a better place.



Share Link

<https://www.surveymonkey.com/re...>

COPY

Share

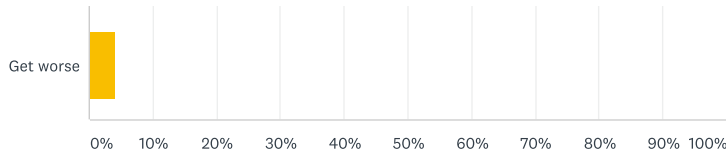
Tweet

Share

408 responses



SIGN UP FREE



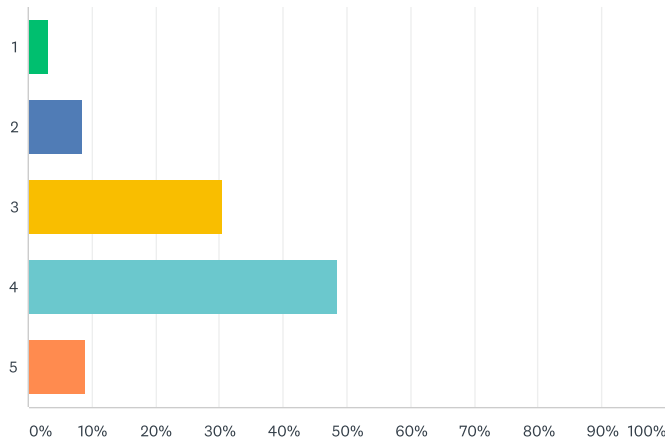
ANSWER CHOICES	RESPONSES
Be a better place	37.80% 127
Stay about the same	58.04% 195
Get worse	4.17% 14
TOTAL	336

Q15



How would you rate the physical appearance of Hudson's arterial roads and primary points of entry into the community? (1=Poor, 5=Excellent)

Answered: 311 Skipped: 97



ANSWER CHOICES	RESPONSES
1	3.22% 10
2	8.68% 27
3	30.55% 95
4	48.55% 151
5	9.00% 28
TOTAL	311

Q16



Rate how each of the following would affect the City of Hudson's transportation network:

Answered: 325 Skipped: 83



Share Link

<https://www.surveymonkey.com/re>

COPY

Share

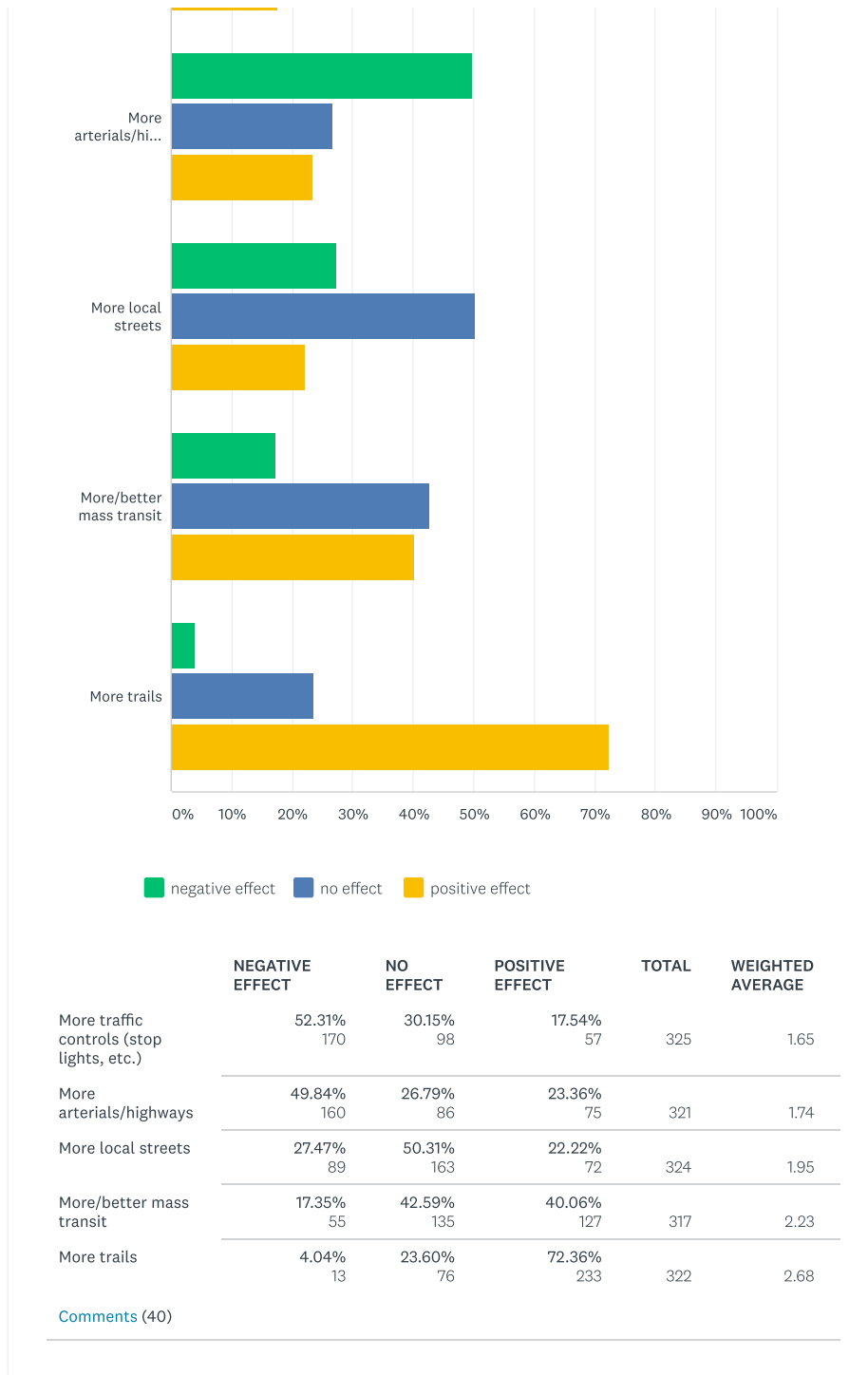
Tweet

Share

408 responses



SIGN UP FREE



	NEGATIVE EFFECT	NO EFFECT	POSITIVE EFFECT	TOTAL	WEIGHTED AVERAGE
More traffic controls (stop lights, etc.)	52.31% 170	30.15% 98	17.54% 57	325	1.65
More arterials/highways	49.84% 160	26.79% 86	23.36% 75	321	1.74
More local streets	27.47% 89	50.31% 163	22.22% 72	324	1.95
More/better mass transit	17.35% 55	42.59% 135	40.06% 127	317	2.23
More trails	4.04% 13	23.60% 76	72.36% 233	322	2.68

[Comments \(40\)](#)

Q17

How important is it for the City to attract new businesses/uses to various portions of the Hudson?

Answered: 330 Skipped: 78



Share Link

<https://www.surveymonkey.com/re>

COPY

Share

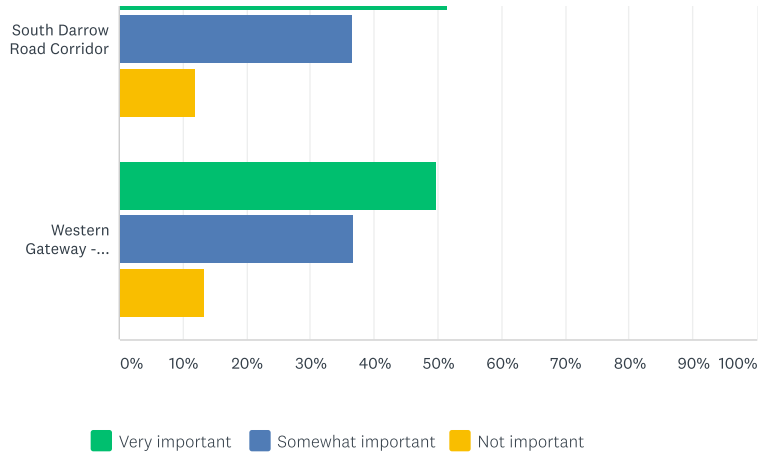
Tweet

Share

408 responses



SIGN UP FREE



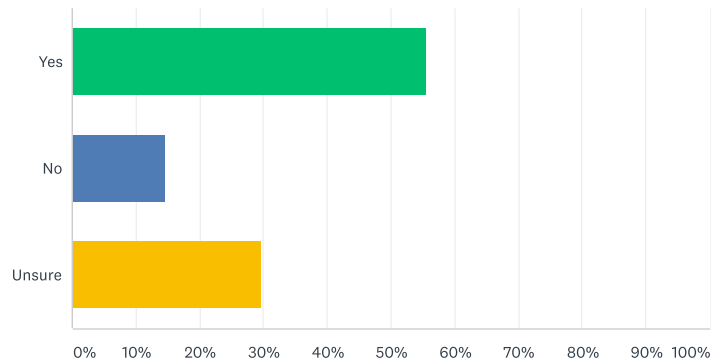
	VERY IMPORTANT	SOMEWHAT IMPORTANT	NOT IMPORTANT	TOTAL
Downtown District	68.60% 225	24.09% 79	7.32% 24	328
South Darrow Road Corridor	51.52% 169	36.59% 120	11.89% 39	328
Western Gateway - Boston Mills Road and West Streetsboro Street	49.85% 164	36.78% 121	13.37% 44	329

Q18



Would you support the use of tax incentives to retain existing businesses and attract new businesses to the City?

Answered: 327 Skipped: 81



ANSWER CHOICES	RESPONSES	
Yes	55.66%	182
No	14.68%	48
Unsure	29.66%	97
TOTAL		327

Share Link

<https://www.surveymonkey.com/re>

COPY

Share

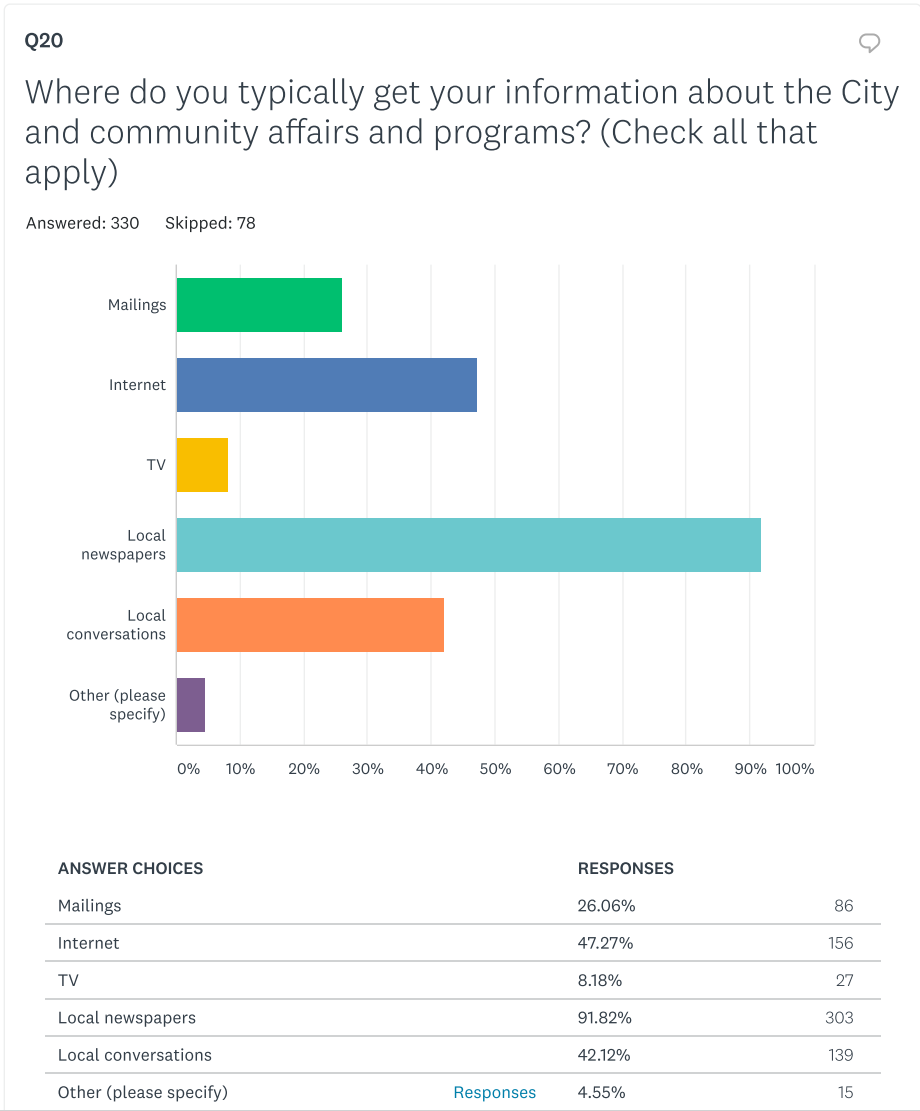
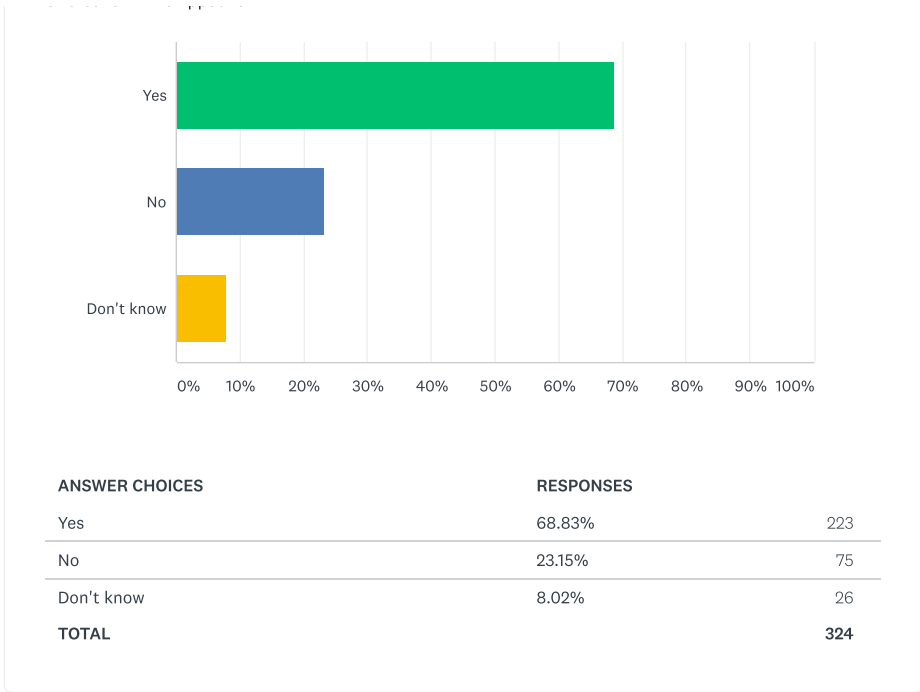
Tweet

Share

408 responses



SIGN UP FREE



Share Link

<https://www.surveymonkey.com/re>

COPY

Share

Tweet

Share

408 responses



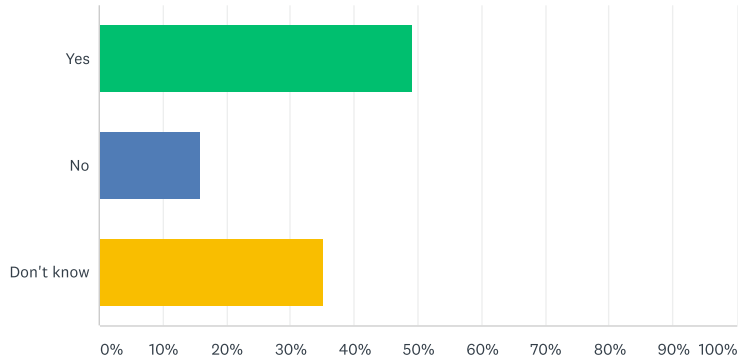
SIGN UP FREE



Q21

Do you think local government is effectively dealing with local issues and concerns?

Answered: 328 Skipped: 80

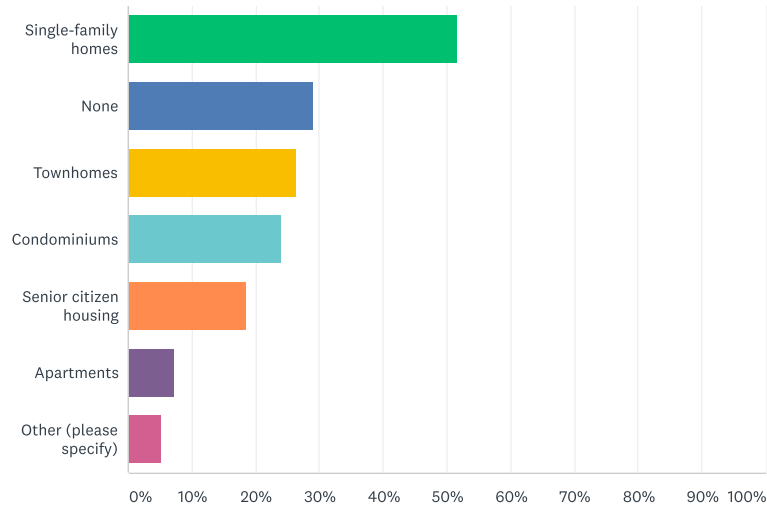


ANSWER CHOICES	RESPONSES
Yes	49.09% 161
No	15.85% 52
Don't know	35.06% 115
TOTAL	328

Q22

What kind of new residential development would you like to see in the community in the future? (check all that apply)

Answered: 327 Skipped: 81



ANSWER CHOICES	RESPONSES
Single-family homes	51.68% 169
None	29.05% 95

Share Link <https://www.surveymonkey.com/re:> COPY

Share Tweet Share

408 responses



SIGN UP FREE



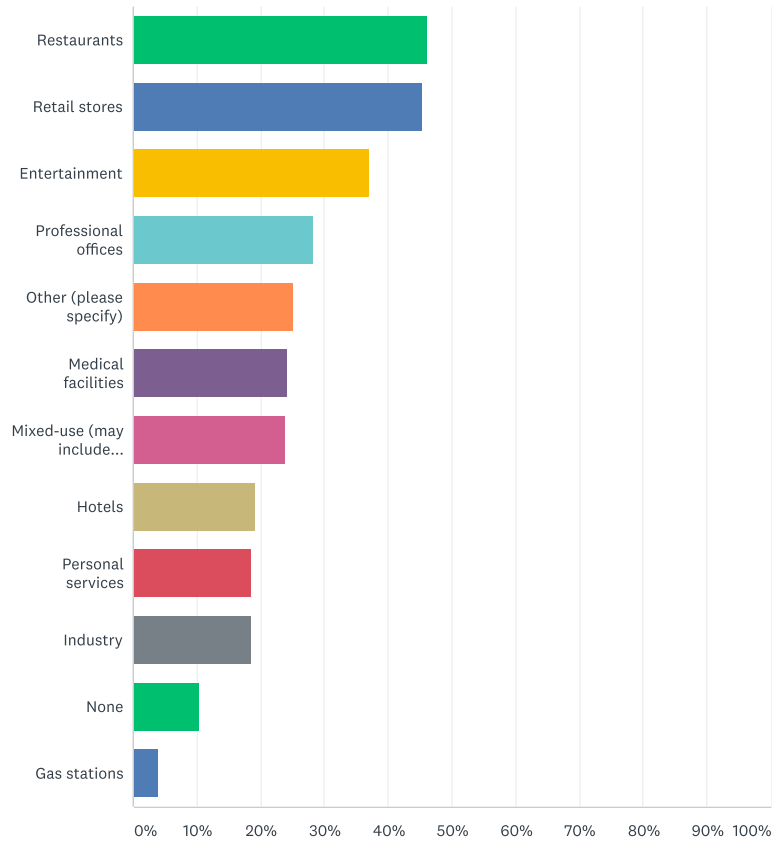
Other (please specify) Responses 5.20% 17
Total Respondents: 327

Q23



What kind of non-residential development would you like to see in the community in the future? (check all that apply)

Answered: 326 Skipped: 82



ANSWER CHOICES	RESPONSES	
Restaurants	46.32%	151
Retail stores	45.40%	148
Entertainment	37.12%	121
Professional offices	28.22%	92
Other (please specify)	Responses 25.15%	82
Medical facilities	24.23%	79
Mixed-use (may include residential)	23.93%	78
Hotels	19.33%	63
Personal services	18.71%	61
Industry	18.71%	61
None	10.43%	34
Gas stations	3.99%	13

Total Respondents: 326

Share Link

<https://www.surveymonkey.com/re...> COPY

Share Tweet Share

408 responses

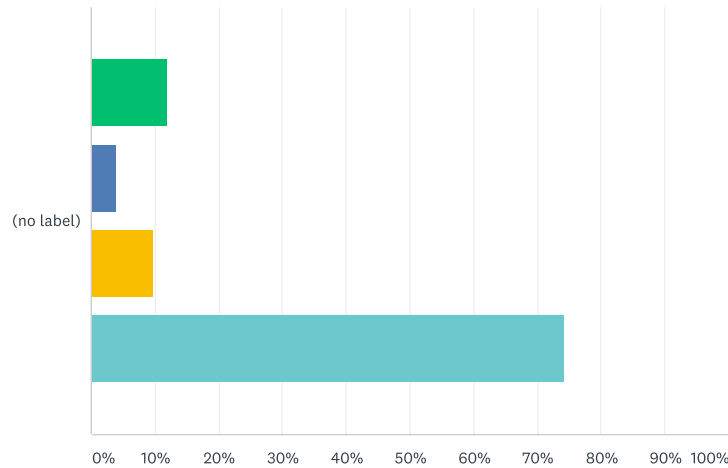


SIGN UP FREE



Do you Agree or Disagree with the following statement:
"The City of Hudson needs a Recreation or Aquatic Center"?

Answered: 304 Skipped: 104



Strongly Disagree Disagree Agree Strongly Agree

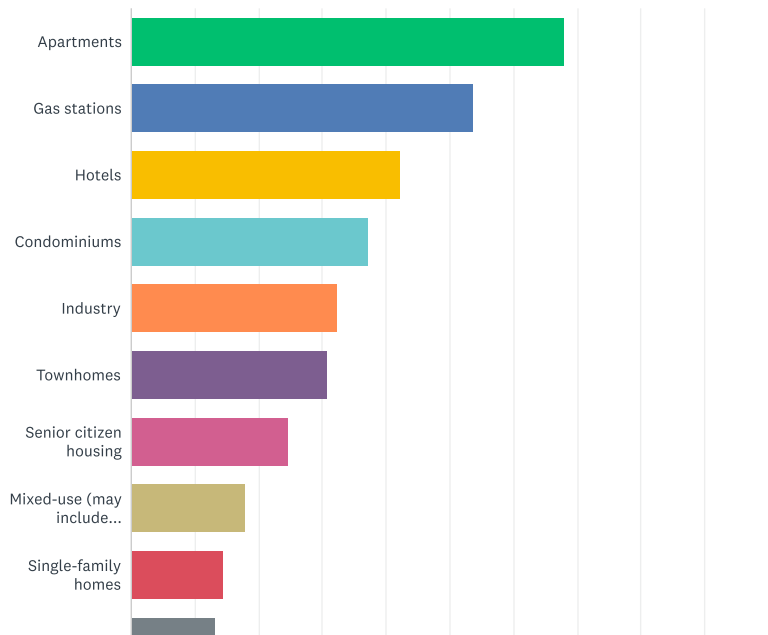
	STRONGLY DISAGREE	DISAGREE	AGREE	STRONGLY AGREE	TOTAL	WEIGHTED AVERAGE
(no label)	11.84% 36	3.95% 12	9.87% 30	74.34% 226	304	3.47

Q25



What kind of new development would you NOT like to see in the community in the future? (check all that apply)

Answered: 312 Skipped: 96



Share Link

<https://www.surveymonkey.com/re...>

COPY

Share

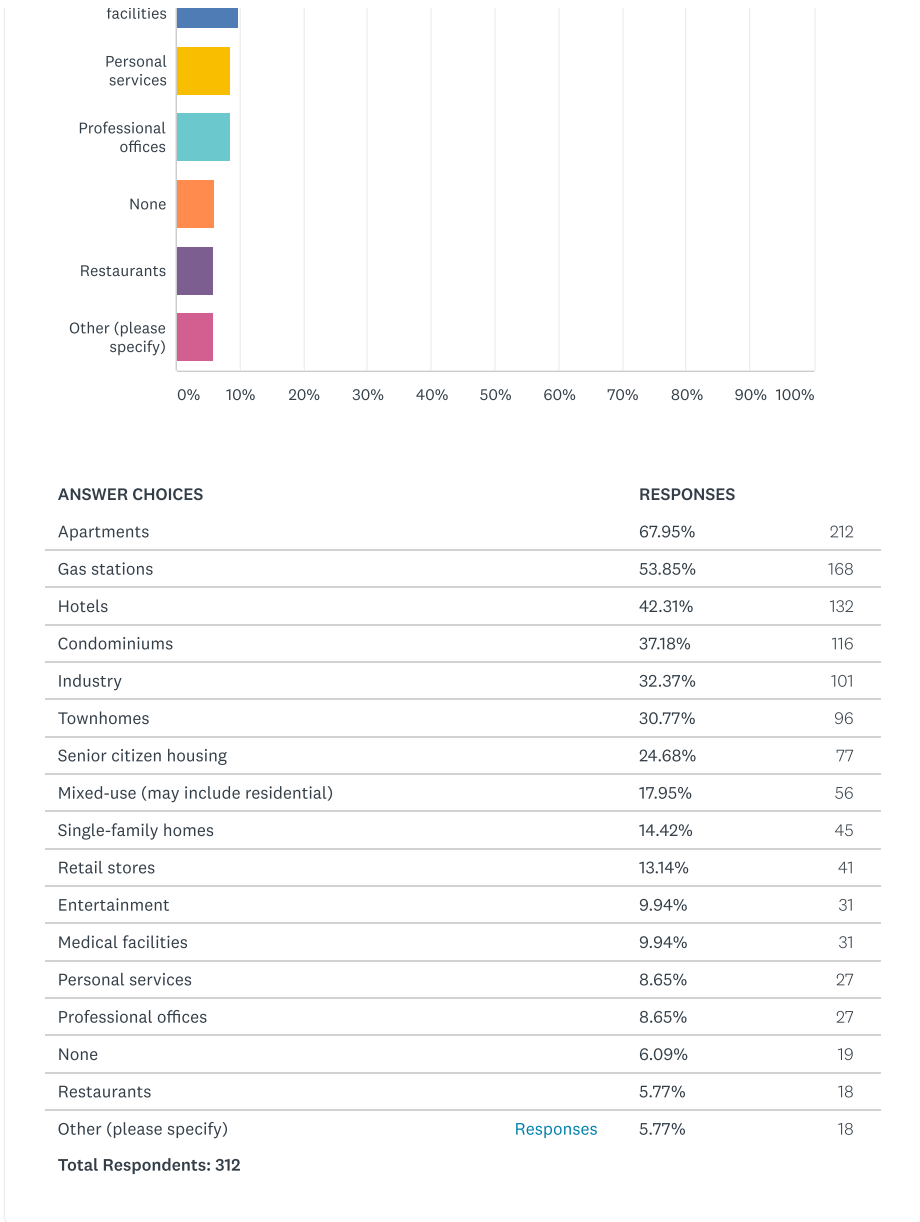
Tweet

Share

408 responses



SIGN UP FREE

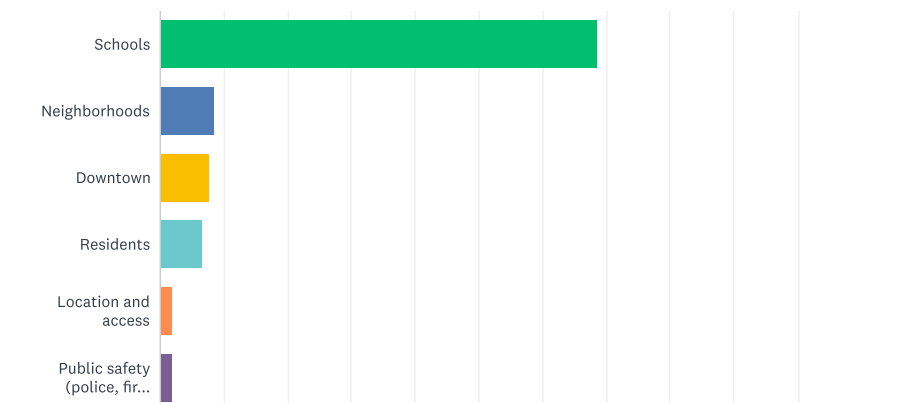


Q26



What is Hudson's #1 strength?

Answered: 326 Skipped: 82



Share Link

<https://www.surveymonkey.com/re...>

COPY

Share

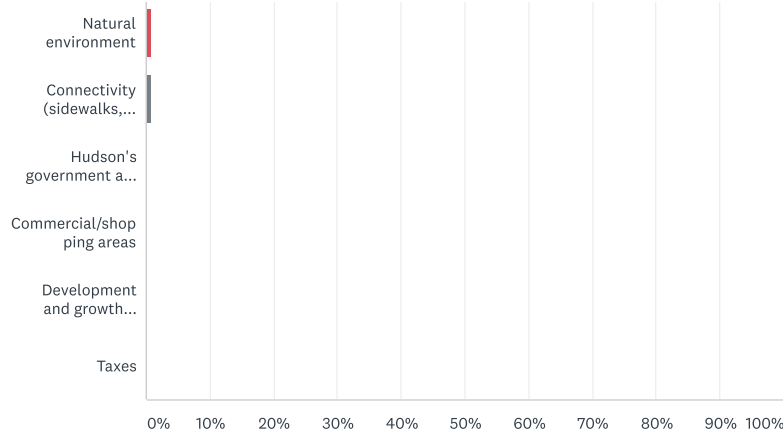
Tweet

Share

408 responses



SIGN UP FREE



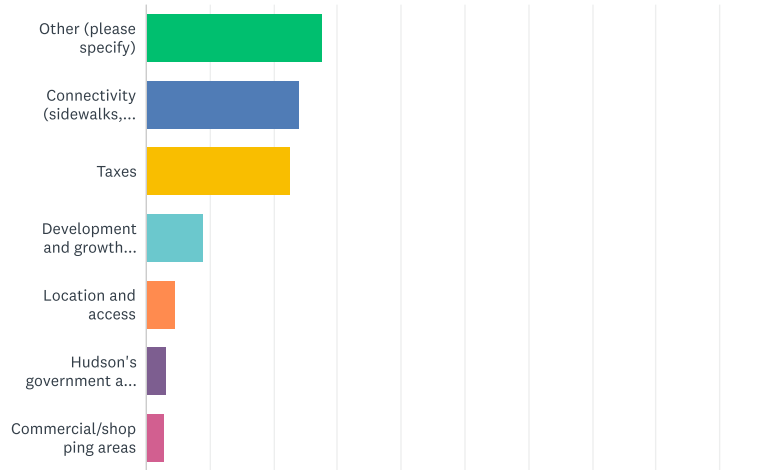
ANSWER CHOICES	RESPONSES
Schools	68.71% 224
Neighborhoods	8.59% 28
Downtown	7.67% 25
Residents	6.75% 22
Location and access	1.84% 6
Public safety (police, fire, etc.)	1.84% 6
Parks and open space	1.23% 4
Other (please specify)	Responses 1.23% 4
Natural environment	0.92% 3
Connectivity (sidewalks, trails, bike facilities etc.)	0.92% 3
Hudson's government and services (regulations, infrastructure, etc.)	0.31% 1
Commercial/shopping areas	0.00% 0
Development and growth potential	0.00% 0
Taxes	0.00% 0
TOTAL	326

Q27



What is Hudson's #1 weakness or need for improvement?

Answered: 311 Skipped: 97



Share Link

<https://www.surveymonkey.com/re>

COPY

Share

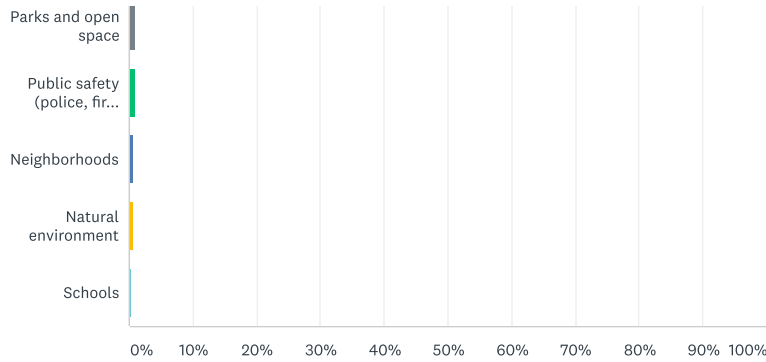
Tweet

Share

408 responses



SIGN UP FREE



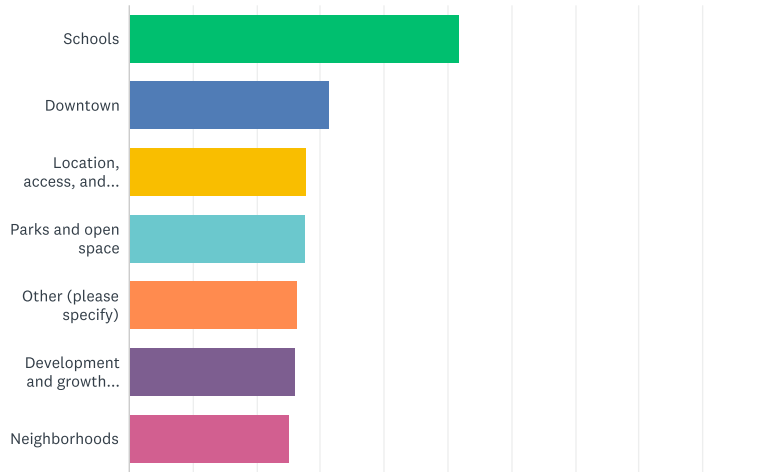
ANSWER CHOICES	RESPONSES
Other (please specify)	Responses 27.65% 86
Connectivity (sidewalks, trails, bike facilities etc.)	24.12% 75
Taxes	22.51% 70
Development and growth potential	9.00% 28
Location and access	4.50% 14
Hudson's government and services (regulations, infrastructure, etc.)	3.22% 10
Commercial/shopping areas	2.89% 9
Residents	1.29% 4
Downtown	1.29% 4
Parks and open space	0.96% 3
Public safety (police, fire, etc.)	0.96% 3
Neighborhoods	0.64% 2
Natural environment	0.64% 2
Schools	0.32% 1
TOTAL	311

Q28



What are the top three priorities the Comprehensive Plan should focus on improving or preserving? (choose three)

Answered: 326 Skipped: 82



Share Link

<https://www.surveymonkey.com/re>

COPY

Share

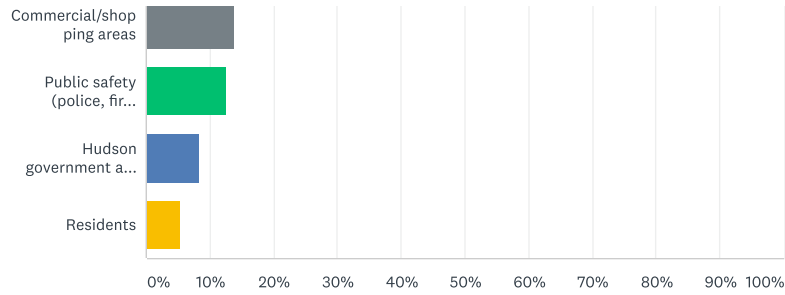
Tweet

Share

408 responses



SIGN UP FREE



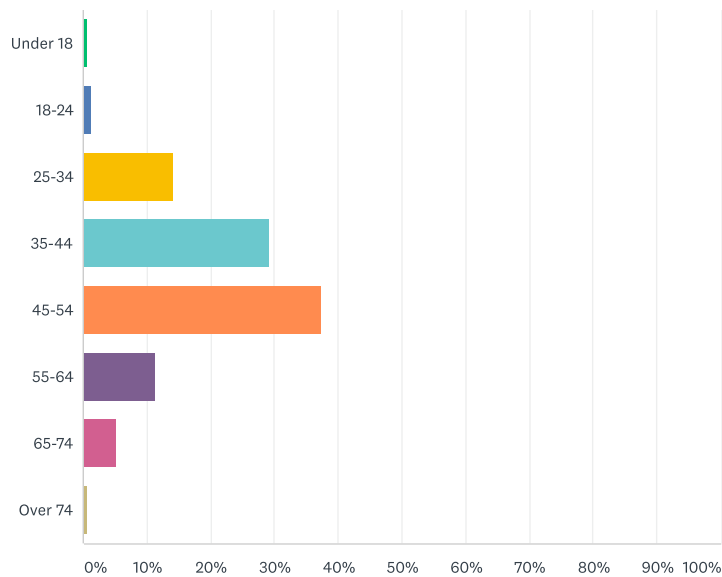
ANSWER CHOICES	RESPONSES
Schools	51.84% 169
Downtown	31.29% 102
Location, access, and connectivity	27.91% 91
Parks and open space	27.61% 90
Other (please specify) Responses	26.38% 86
Development and growth potential	26.07% 85
Neighborhoods	25.15% 82
Natural environment	16.26% 53
Taxes	15.64% 51
Commercial/shopping areas	13.80% 45
Public safety (police, fire, etc.)	12.58% 41
Hudson government and services (regulations, infrastructure, etc.)	8.28% 27
Residents	5.52% 18
Total Respondents: 326	

Q29



How old are you?

Answered: 325 Skipped: 83



ANSWER CHOICES

RESPONSES

Share Link

<https://www.surveymonkey.com/re...>

COPY

Share

Tweet

Share

408 responses



SIGN UP FREE



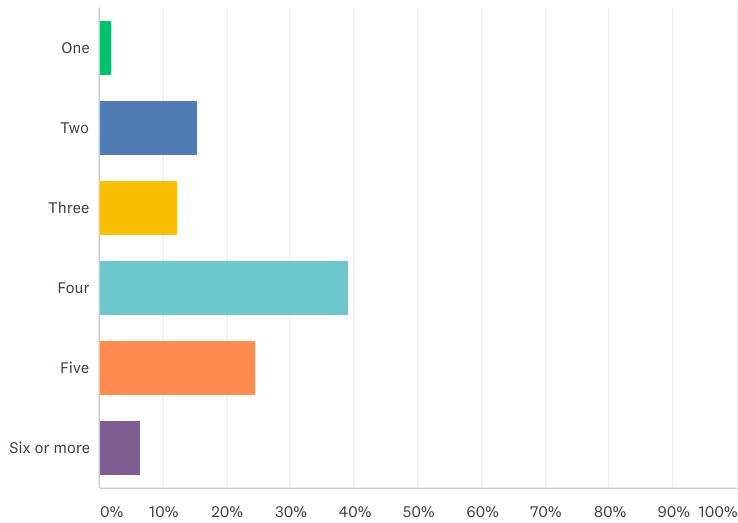
35-44	29.23%	95
45-54	37.54%	122
55-64	11.38%	37
65-74	5.23%	17
Over 74	0.62%	2
TOTAL		325

Q30



How many people are in your household?

Answered: 322 Skipped: 86



ANSWER CHOICES	RESPONSES	
One	1.86%	6
Two	15.53%	50
Three	12.42%	40
Four	39.13%	126
Five	24.53%	79
Six or more	6.52%	21
TOTAL		322

Q31



What category best describes your education level?

Answered: 326 Skipped: 82



Share Link

<https://www.surveymonkey.com/re:>

COPY

Share

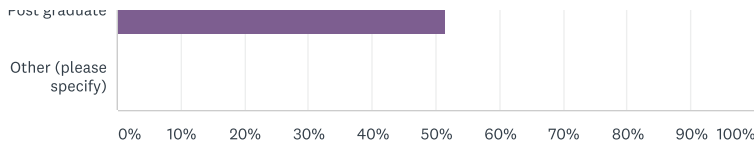
Tweet

Share

408 responses



SIGN UP FREE



ANSWER CHOICES	RESPONSES
Grade school	1.53% 5
High school	1.53% 5
Some college	3.07% 10
2-year college/trade school	1.84% 6
Bachelors degree	40.18% 131
Post graduate	51.53% 168
Other (please specify)	Responses 0.31% 1
TOTAL	326

Q32

Please provide any additional comments in the space below.

Answered: 111 Skipped: 297

I would strongly suggest taking a tour of the recreation, aquatic, and senior center complex in Solon, Ohio. It is a really good example of what can be accomplished when a city invests in the health and well-being of its citizens of all ages in a well-thought-out manner.

2/2/2015 3:56 PM

I am paying a lot more taxes for a lot less improvements on my road. No change in Water&Sewer natural gas availability pro merger talks indicated these improvements coming instead downtown gets everything!!! We talk of more sidewalks when existing ones are falling apart and many residents continue to ignore their snow removal responsibilities. These are major safety issues that the city is ignoring as it is more concerned with a pretty downtown.

2/1/2015 2:36 PM

I am a middle school teacher. It worries me when all there is for that age groups to do is wander downtown and the Acme on Fridays when school is out. At that age I had a bowling alley, skate rink, and youth center. maybe we should address this to keep kids off heroine? Under age drinking is also a huge problem, here though it it rarely addressed.

2/1/2015 2:22 PM

Powered by SurveyMonkey

Check out our [sample surveys](#) and [create your own now!](#)

Share Link

<https://www.surveymonkey.com/re>

COPY

Share

Tweet

Share

408 responses