

24 SF Block



8'x3'x44"

The 24SF Block contributes to the speed of installation. A small crew and a couple pieces of equipment can install 1,200 sf a day.

The 90° Block provides for inside and outside 90° turns.

90° Block



4'x18"x4'

6SF Block




4'x18"x44"

The 6SF Block allows for tighter turning radius, wall steps at 18" increments and vertical & horizontal adjustments. The 6SF Block can also be used as a stand alone retaining wall.

The 45° Block provides for inside and outside 45° turns.

45° Block



4'x18"x4.25'x4.25'x8.25"

End/Corner Block




4'x18"x2'

The End/Corner Block is used for 90° turns and for end finish treatments.

The Dual Face Block provides for above grade applications.

Dual Face Block



8'x18"x28"

3SF Block



2'x18"x44"

The 3SF Block allows the wall to stay on running bond.


The Step/Cap is used for stair and step applications and as wall cap.

Step/Cap Block



8'x7"x 32"

24SF Top Block



8'x3'x44"

The Top Block has an 8" recess at the top of the face to allow for multiple finish options.

The addition of the extender to the 24SF block provides for greater gravity wall heights.

24SF Mass Extender Block




8'x3'x56"

Patent Numbers: 6,796,098 / 7,073,304



www.stonestrong.com

Engineered Solutions



take your
DESIGN
to the next level

Gravity retaining walls

- Engineered product
- Manufactured to product specifications
- Life cycle savings
- Bigger block
- Faster installations
- Engineering support
- Nationwide availability
- System versatility

Attractive, affordable, durable, and versatile!

The massive size and scale of Stone Strong blocks makes them ideal for use in large-scale applications – highway, railroad, commercial and waterways to name a few – providing both an attractive and structurally sound solution for your project.

Stone Strong's main block boasts a 24 square foot face that measures 3 feet by 8 feet, making it the largest precast retaining wall block available on the market today. The web design of the block maximizes the square footage of the block with minimal concrete used. Stone Strong blocks are engineered both structurally and geotechnically. The blocks are manufactured to product specifications to assure that the units are uniform in weight, dimensional tolerances and strength, unlike other brands returned concrete is never used.

This true gravity wall system can reach heights of 12-15 feet without the use of geogrid or other mechanical tiebacks eliminating future conflicts with utilities. Stone Strong walls are designed to meet the height requirements of large retaining walls and with proper engineering may go as high as 40 feet.

Stone Strong blocks feature a void in the middle of the block allowing for free draining aggregate inside the wall creating an internal drainage system. The aggregate infill also provides interlocking strength creating a continuous mass. Additional aggregate backfill material is not required behind the blocks due to this internal drainage system, saving considerable time in installation and excavating costs.

Stone Strong Systems
1 - 8 7 7 - 5 0 1 - 5 6 5 2
www.stonestrong.com

