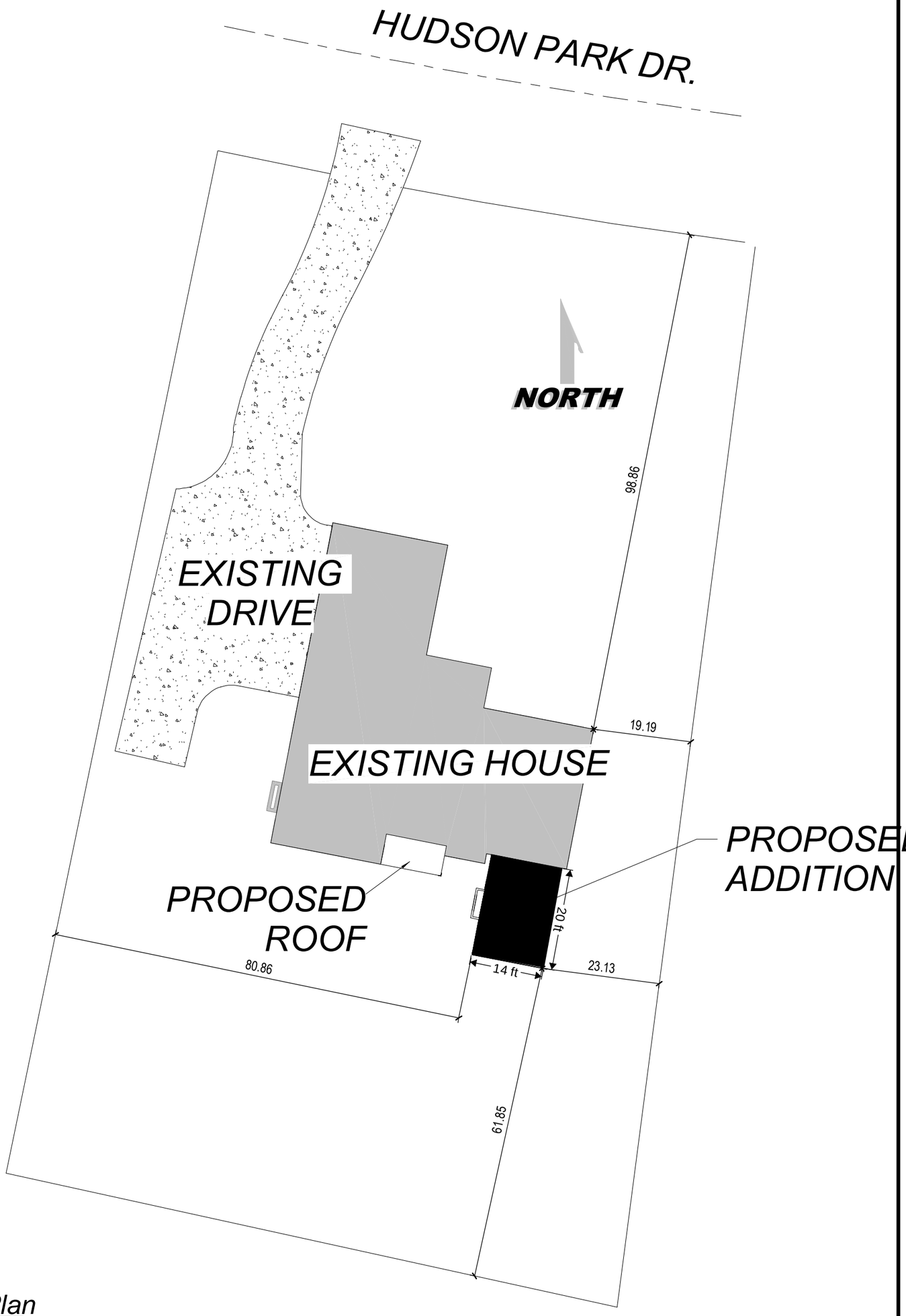

9 Plot Plan
1" = 20'-0"

DRAWING STATUS: FINAL

Square Feet	
1st	280
2nd	143
Office	144
Total	567

SHEET NAME: Plot Plan

SHEET NUMBER: 9 OF 12

DRAWN BY: STEVE DONANT

Room sizing and total square feet may vary with elevation changes. Rough openings and hallways may vary. Elevations are Artist's conceptions.

REVISIONS	NAME	DATE
	DL	9/4/20
	SD	11/28/23

SCALE: 1/8"=1'-0"

Addition

PLAN NUMBER: HD20143

Zack & Steffany Wechter
7446 Hudson Park Dr.
Hudon, OH 44236

(330) 267-1341
HOME BY DESIGN

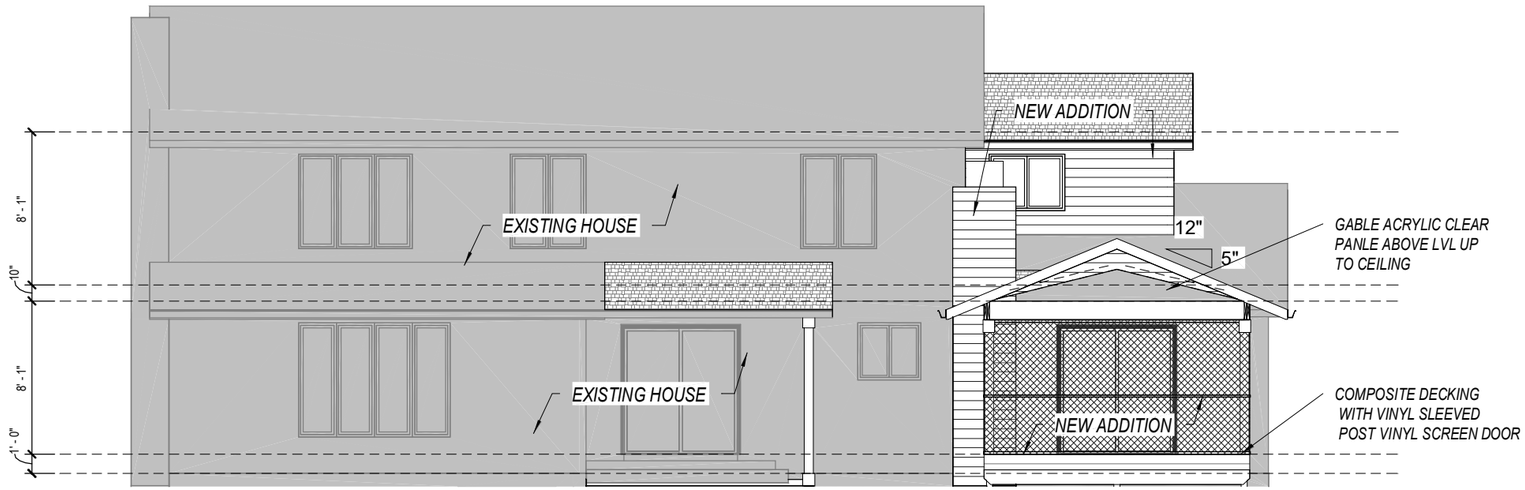

1 REAR ELEVATION
1/8" = 1'-0"

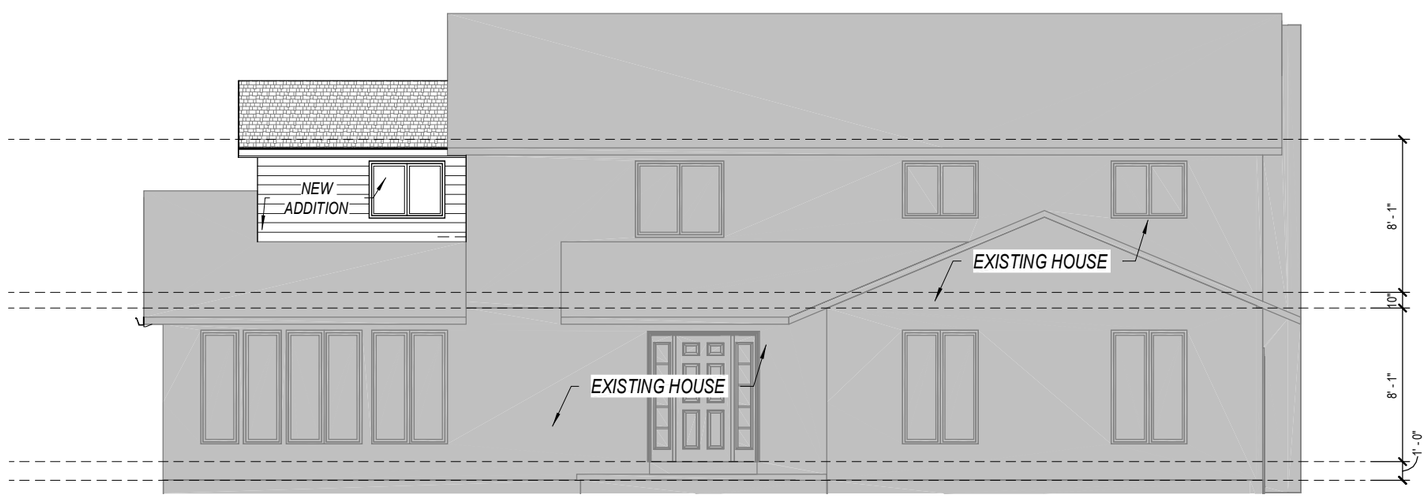

1 FRONT ELEVATION
1/8" = 1'-0"

DRAWING STATUS: FINAL

HOME BY DESIGN
(330) 267-1341

PLAN NUMBER
HD20143

Addition

Zack & Steffany Wechter
7446 Hudson Park Dr.
Hudon, OH 44236

DRAWN BY
STEVE DONANT

Room sizing and total square feet may vary with elevation changes. Rough openings and hallways may vary. Elevations are Artist's conceptions.

REVISIONS

NAME	DATE
DL	9/4/20
SD	11/28/23

SCALE
1/8"=1'-0"

Square Feet

1st	280
2nd	143
Office	144
Total	567

SHEET NAME
Front/Rear Elevations

SHEET NUMBER
1 OF 12

\\WDMYCLOUD\Data\Rev Project Files\Homeowners\HD20143 - Wechter_Addition 4.rvt
12/7/2023 9:41:58 PM

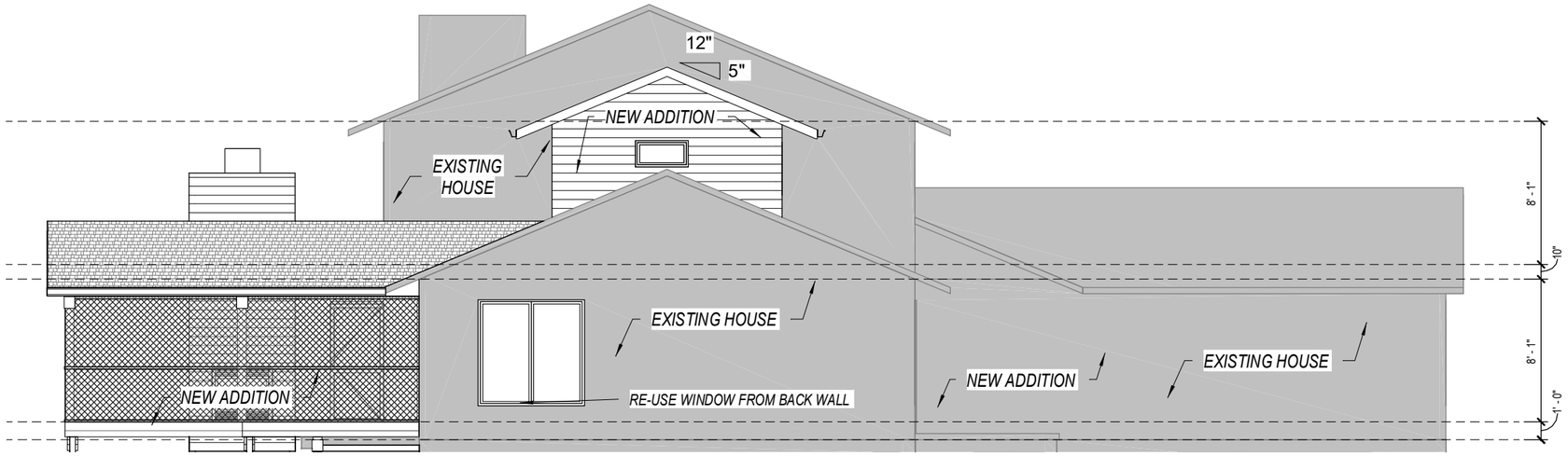

2 LEFT ELEVATION
1/8" = 1'-0"

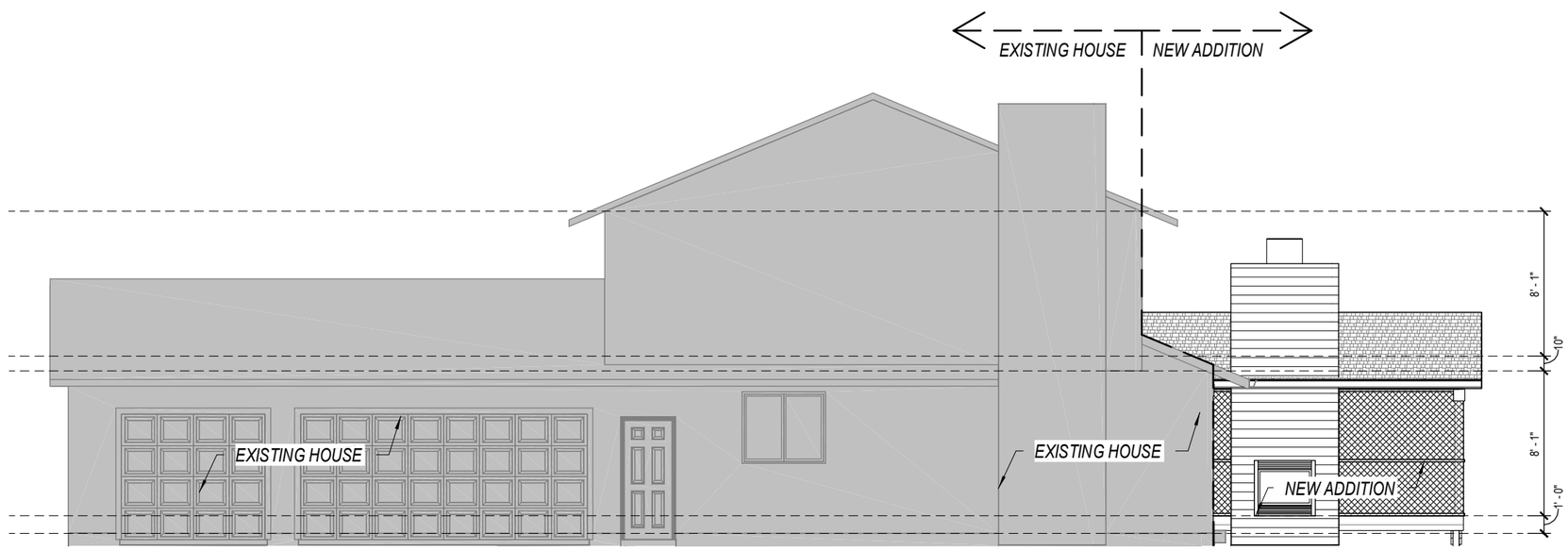

2 RIGHT ELEVATION
1/8" = 1'-0"

DRAWING STATUS: FINAL

HOME BY DESIGN
(330) 267-1341

PLAN NUMBER HD20143

Addition

Zack & Steffany Wechter
7446 Hudson Park Dr.
Hudon, OH 44236

DRAWN BY
STEVE DONANT

Room sizing and total square feet may vary with elevation changes. Rough openings and hallways may vary.
Elevations are Artist's conceptions.

REVISIONS

NAME	DATE
DL	9/4/20
SD	11/28/23

SCALE
1/8"=1'-0"

Square Feet

1st	280
2nd	143
Office	144
Total	567

SHEET NAME
Right/Left Elevations

SHEET NUMBER
2 OF 12

\\WDMYCLOUD\Data\Rev Project Files\Homeowners\HD20143 - Wechter_Addition 4.rvt
12/7/2023 9:42:00 PM

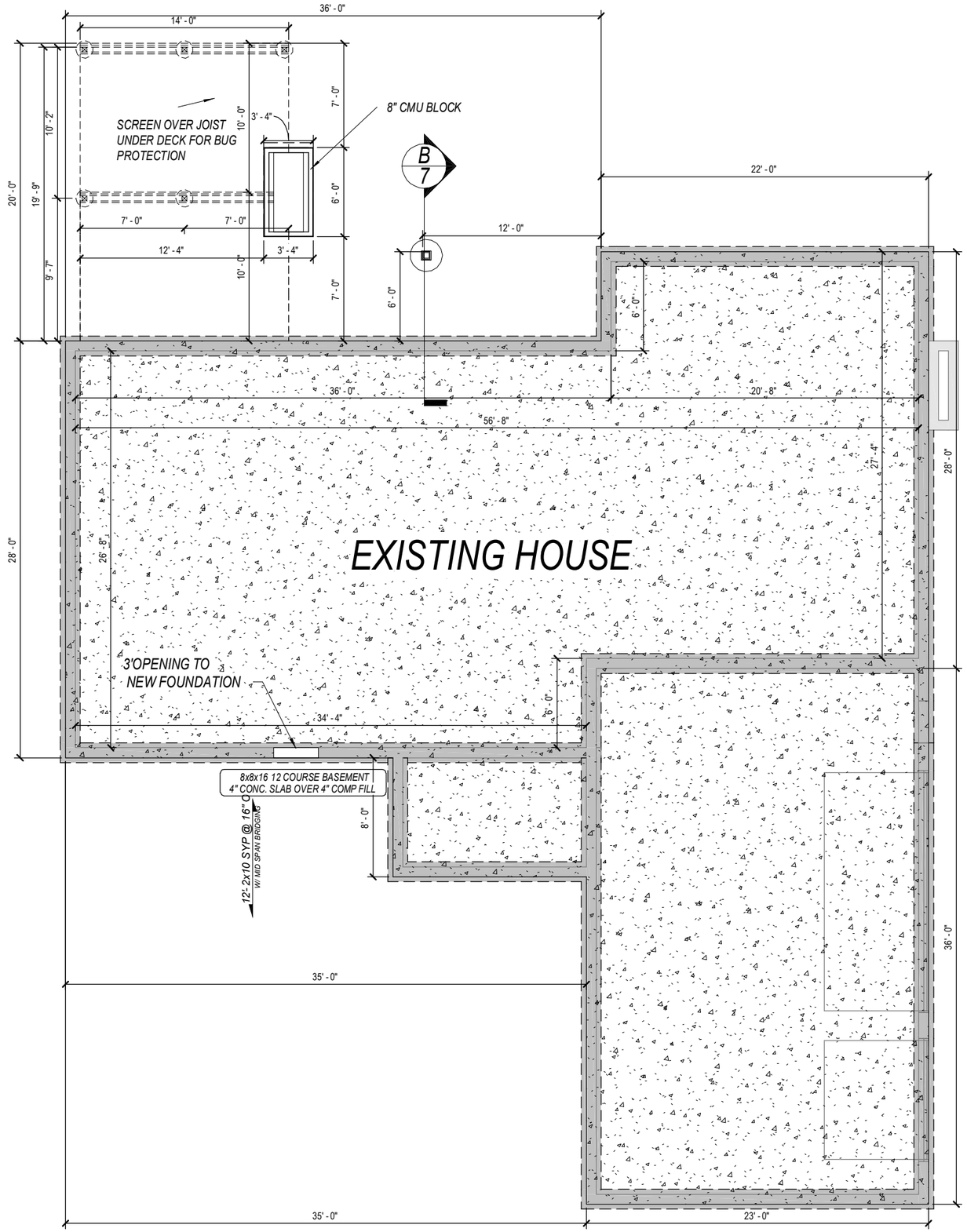

DRAWING STATUS: FINAL

HOME BY DESIGN
(330) 267-1341

PLAN NUMBER HD20143

Addition

Zack & Steffany Wechter
7446 Hudson Park Dr.
Hudon, OH 44236

DRAWN BY
STEVE DONANT

Room sizing and total square feet may vary with elevation changes. Rough openings and hallways may vary.
Elevations are Artist's conceptions.

REVISIONS

NAME	DATE
DL	9/4/20
SD	11/28/23

SCALE
1/8"=1'-0"

Square Feet

1st	280
2nd	143
Office	144
Total	567

SHEET NAME
Foundation Plan

SHEET NUMBER
3 OF 12

\\WDMYCLOUD\Data\Rev Project Files\Homeowners\HD20143 - Wechter_Addition 4.rvt

12/7/2023 9:42:02 PM

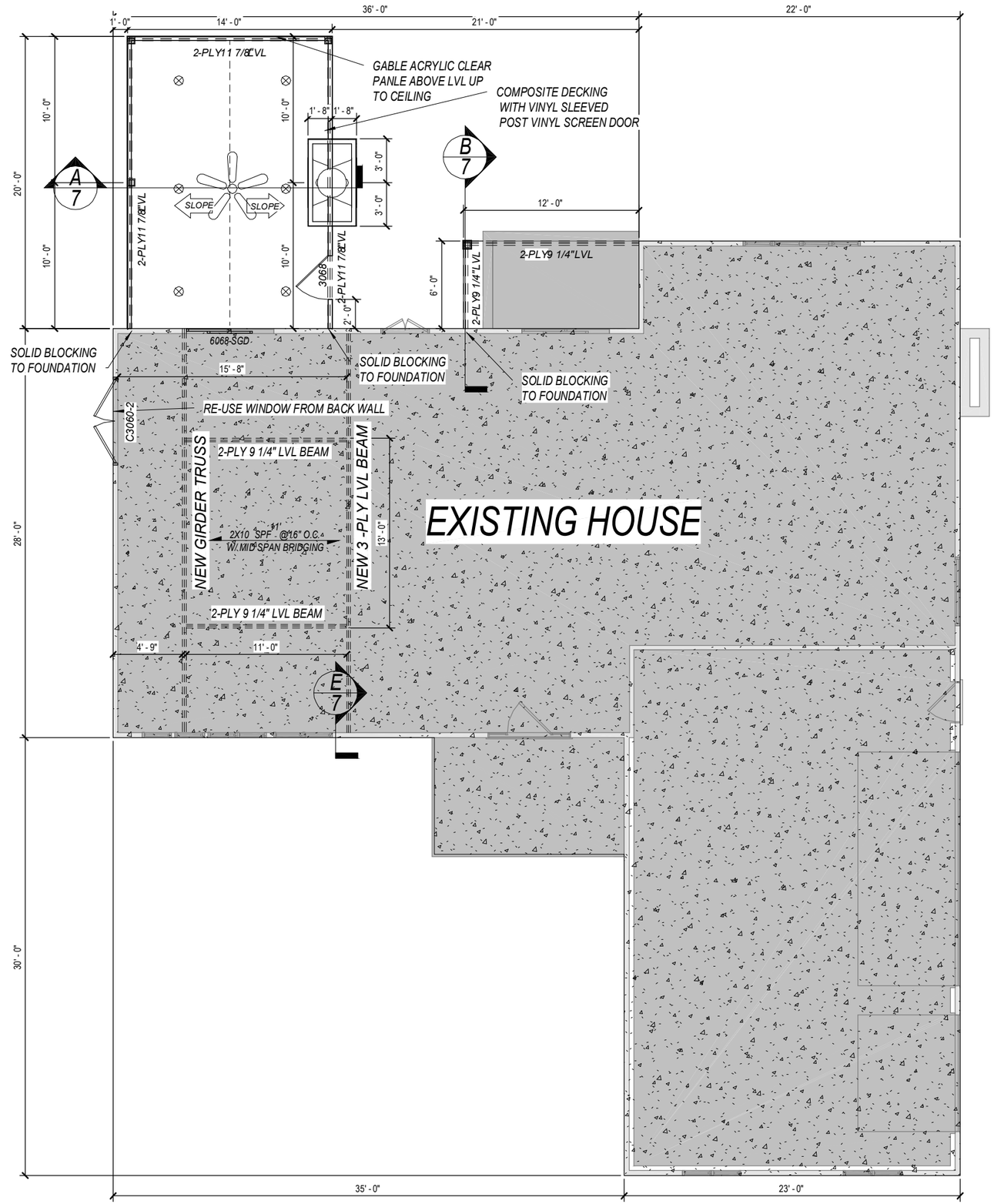

DRAWING STATUS: FINAL

HOME BY DESIGN
(330) 267-1341

PLAN NUMBER
HD20143

Addition

Zack & Steffany Wechter
7446 Hudson Park Dr.
Hudon, OH 44236

DRAWN BY
STEVE DONANT

Room sizing and total square feet may vary with elevation changes. Rough openings and hallways may vary.

Elevations are Artist's conceptions.

REVISIONS

NAME	DATE
DL	9/4/20
SD	11/28/23

SCALE
1/8"=1'-0"

Square Feet

1st	280
2nd	143
Office	144
Total	567

SHEET NAME
First Floor Plan

SHEET NUMBER
4 OF 12

\\WDMYCLOUD\Data\Rev Project Files\Homeowners\HD20143 - Wechter_Addition 4.rvt

12/7/2023 9:42:03 PM

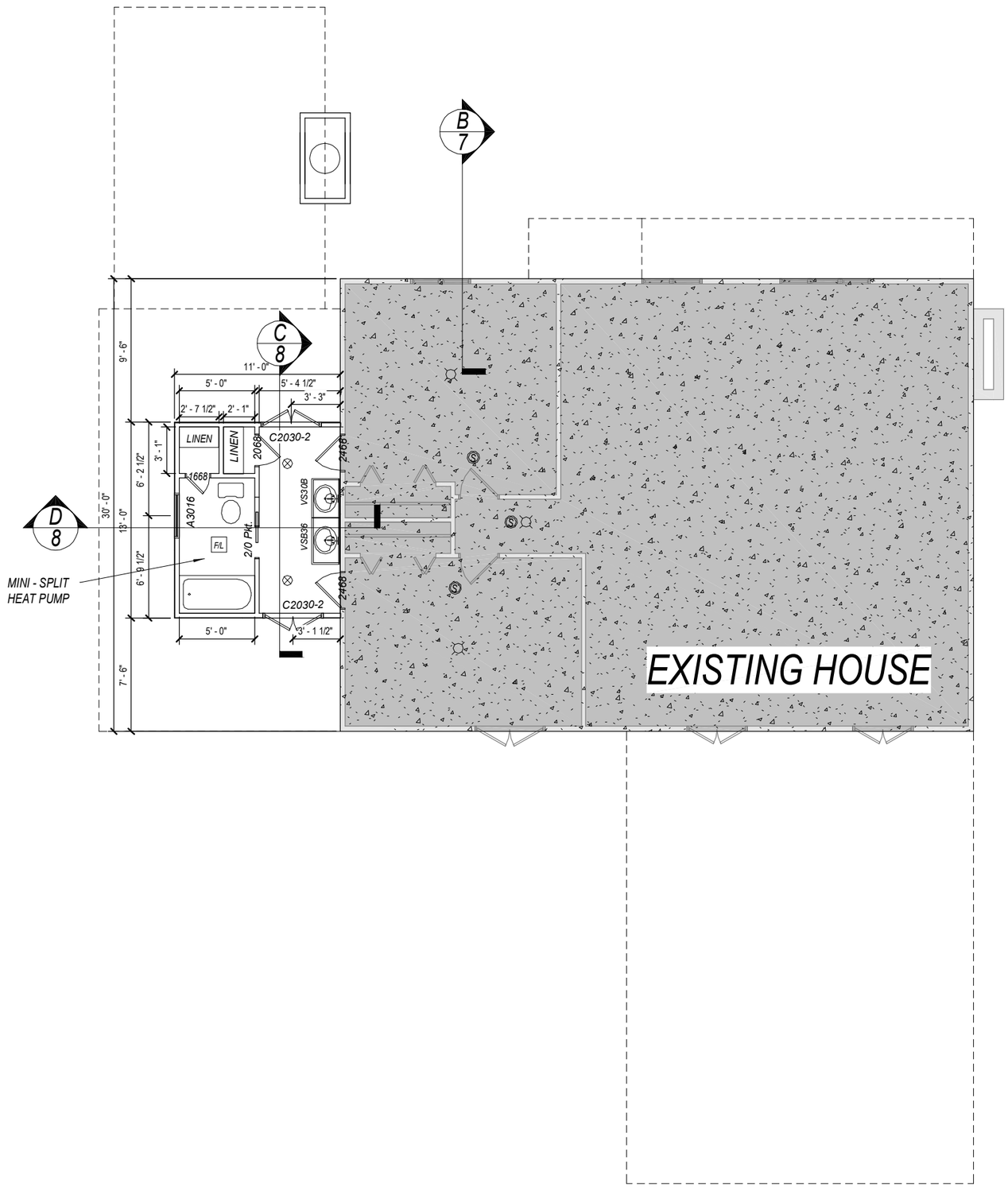

DRAWING STATUS: FINAL

HOME BY DESIGN
(330) 267-1341

PLAN NUMBER HD20143

Addition

Zack & Steffany Wechter
7446 Hudson Park Dr.
Hudon, OH 44236

DRAWN BY
STEVE DONANT

Room sizing and total square feet may vary with elevation changes. Rough openings and hallways may vary.
Elevations are Artist's conceptions.

REVISIONS

NAME	DATE
DL	9/4/20
SD	11/28/23

SCALE
1/8"=1'-0"

Square Feet

1st	280
2nd	143
Office	144
Total	567

SHEET NAME
Second Floor Plan

SHEET NUMBER
5 OF 12

\\WDMYCLOUD\Data\Rev Project Files\Homeowners\HD20143 - Wechter_Addition 4.rvt

12/7/2023 9:42:04 PM

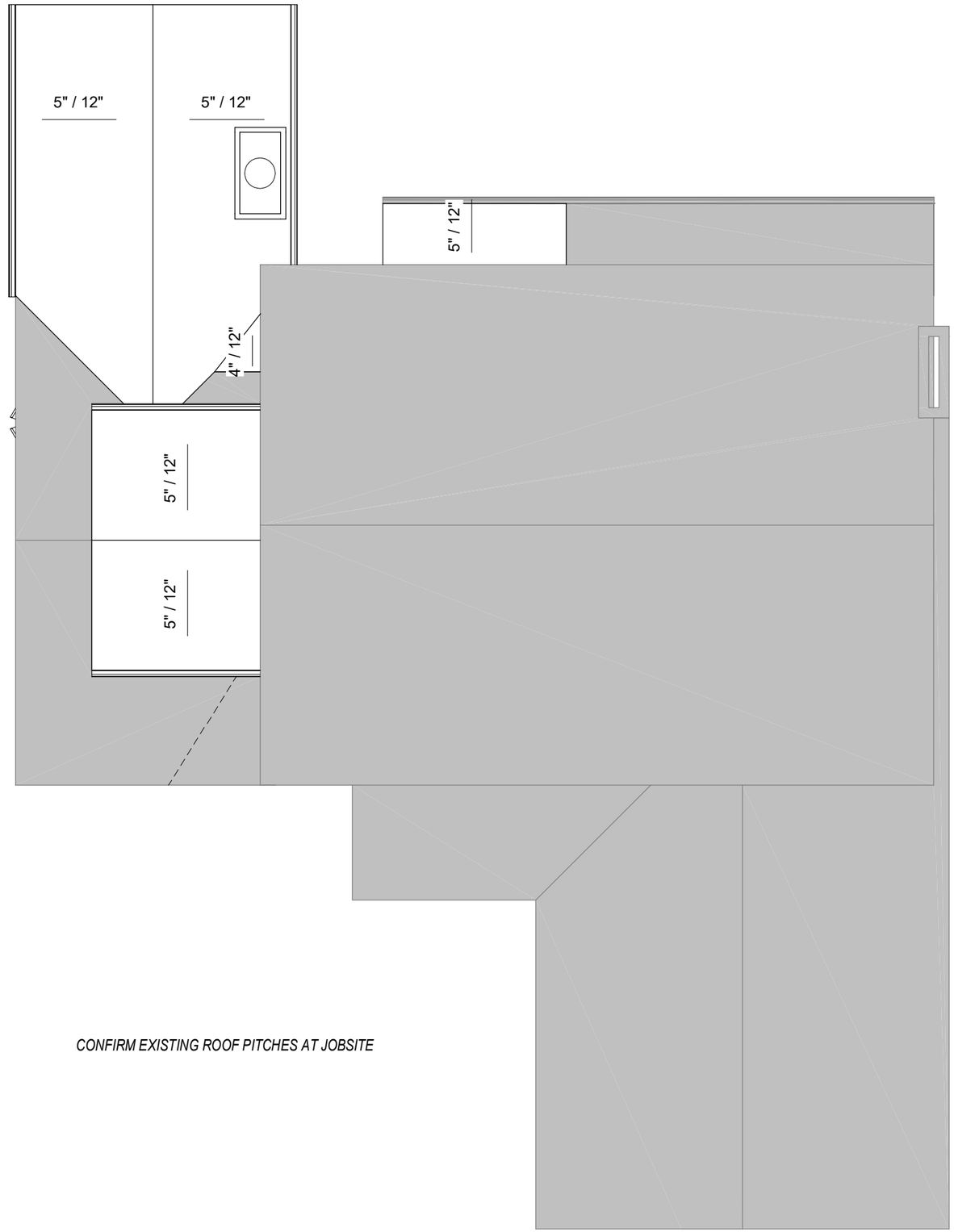

CONFIRM EXISTING ROOF PITCHES AT JOBSITE

DRAWING STATUS: FINAL

HOME BY DESIGN
(330) 267-1341

Addition
PLAN NUMBER HD20143

Zack & Steffany Wechter
7446 Hudson Park Dr.
Hudon, OH 44236

DRAWN BY
STEVE DONANT

Room sizing and total square feet may vary with elevation changes. Rough openings and hallways may vary.
Elevations are Artist's conceptions.

REVISIONS

NAME	DATE
DL	9/4/20
SD	11/28/23

SCALE
1/8"=1'-0"

Square Feet

1st	280
2nd	143
Office	144
Total	567

SHEET NAME
Roof Plan

SHEET NUMBER
6 OF 12

\\WDMYCLOUD\Data\Rev Project Files\Homeowners\HD20143 - Wechter_Addition 4.rvt

12/7/2023 9:42:05 PM

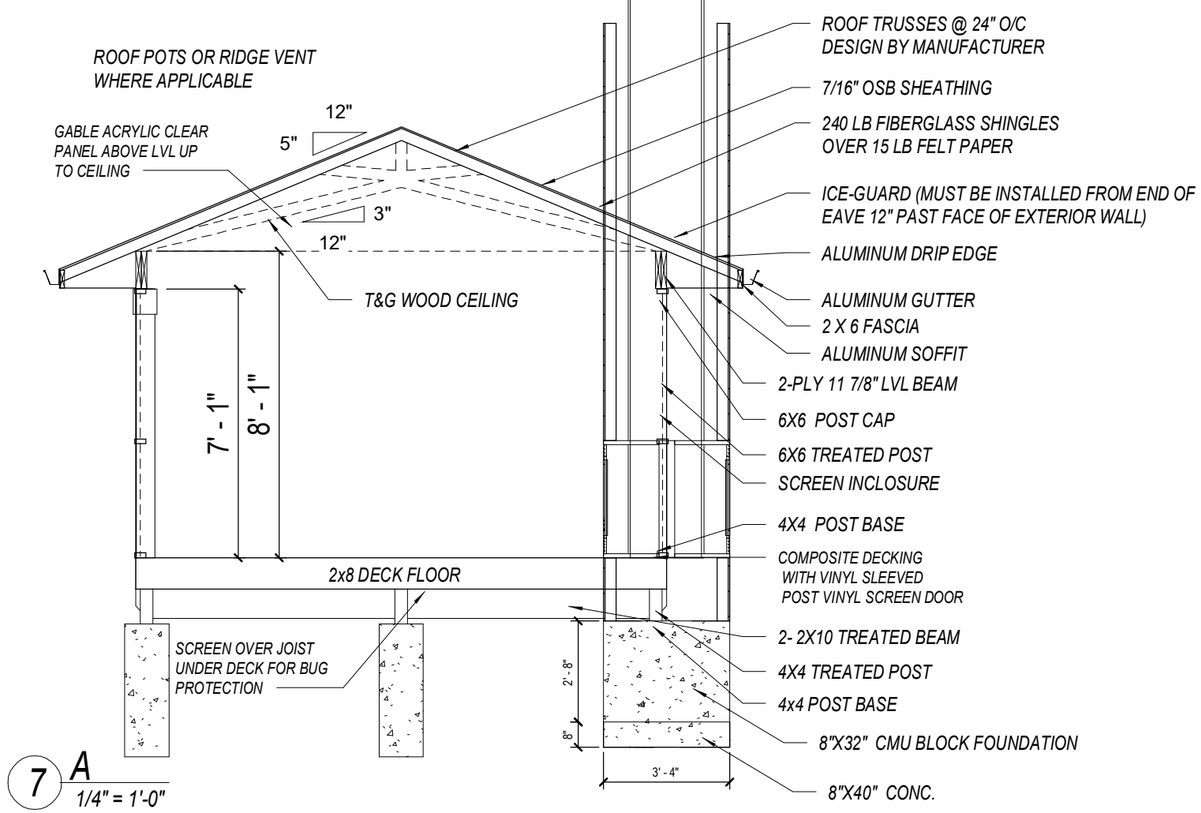

7 A
1/4" = 1'-0"

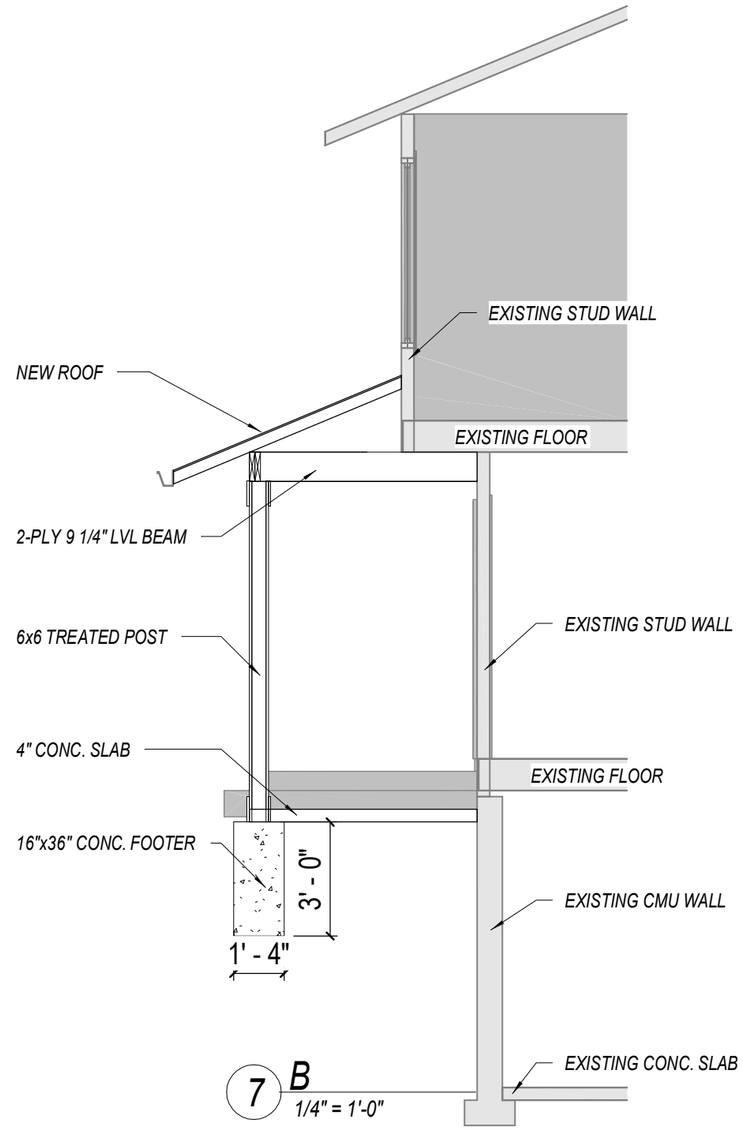

7 B
1/4" = 1'-0"

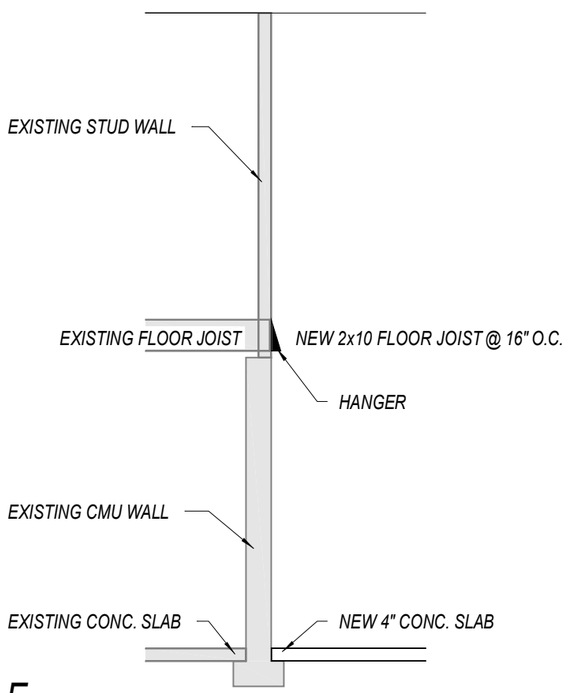

7 E
1/4" = 1'-0"

DRAWING STATUS: FINAL

HOME BY DESIGN
(330) 267-1341

PLAN NUMBER HD20143

Addition

Zack & Steffany Wechter
7446 Hudson Park Dr.
Hudon, OH 44236

DRAWN BY
STEVE DONANT

Room sizing and total square feet may vary with elevation changes. Rough openings and hallways may vary.

Elevations are Artist's conceptions.

REVISIONS

NAME	DATE
DL	9/4/20
SD	11/28/23

SCALE
1/8"=1'-0"

Square Feet

1st	280
2nd	143
Office	144
Total	567

SHEET NAME
Details

SHEET NUMBER
7 OF 12

\\WDMYCLOUD\Data\Rev Project Files\Homeowners\HD20143 - Wechter_Addition 4.rvt

12/7/2023 9:42:06 PM

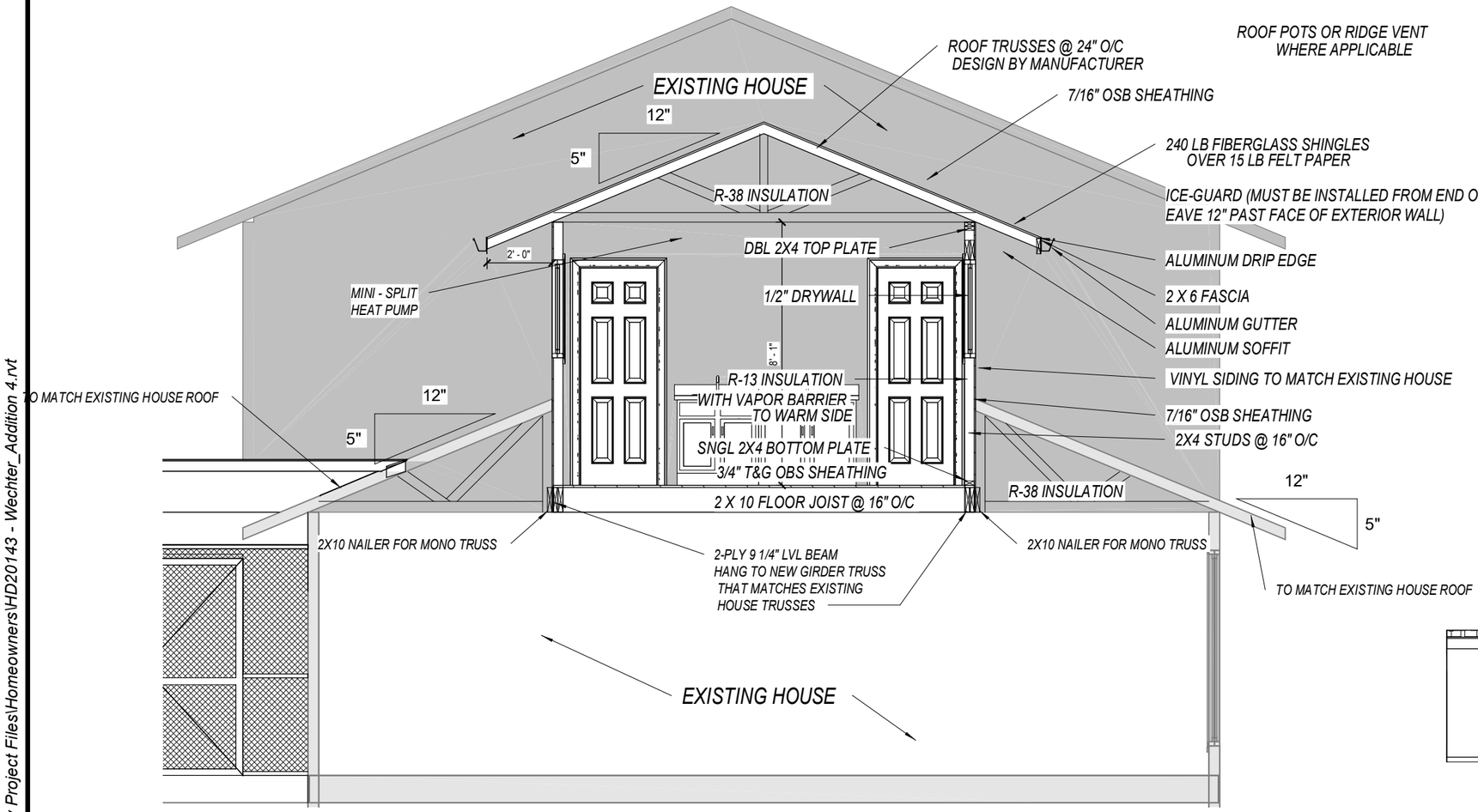

8 C
1/4" = 1'-0"

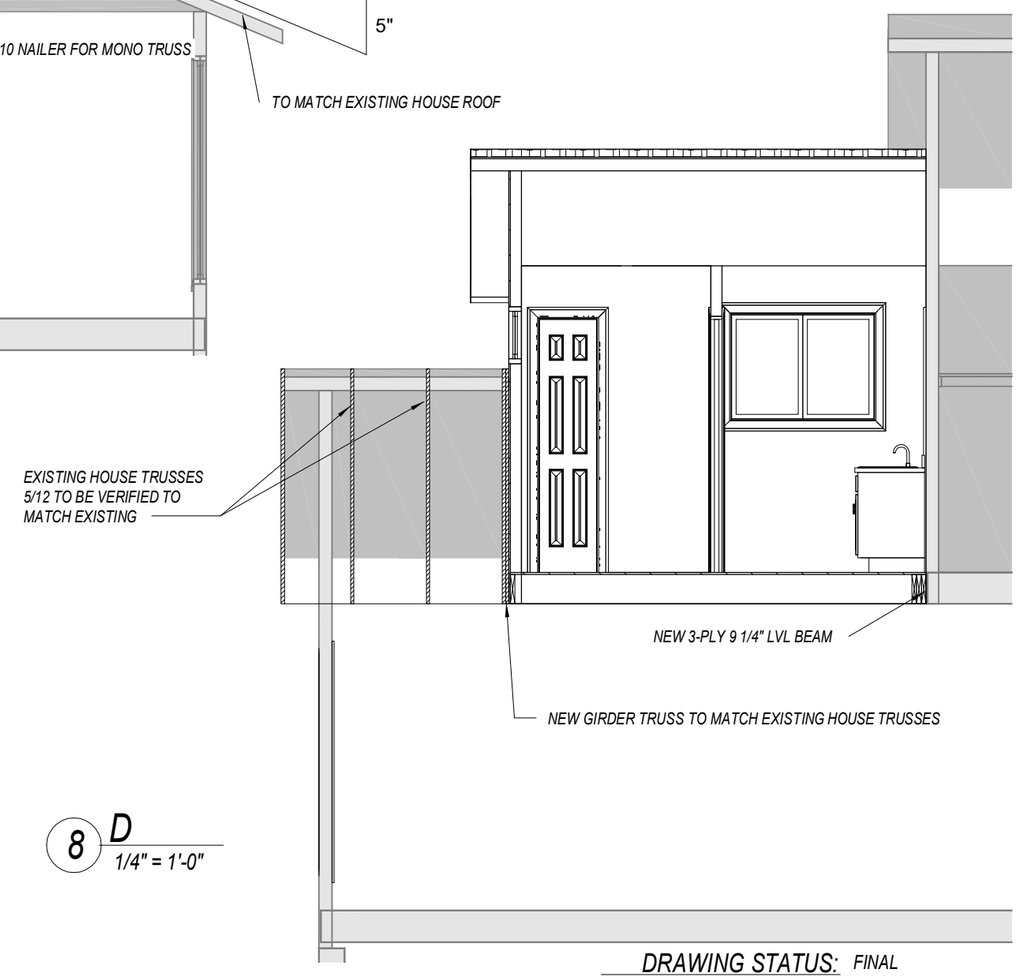

8 D
1/4" = 1'-0"

DRAWING STATUS: FINAL

HOME BY DESIGN
(330) 267-1341

PLAN NUMBER HD20143

Addition

Zack & Steffany Wechter
7446 Hudson Park Dr.
Hudon, OH 44236

DRAWN BY
STEVE DONANT

Room sizing and total square feet may vary with elevation changes. Rough openings and hallways may vary.
Elevations are Artist's conceptions.

REVISIONS

NAME	DATE
DL	9/4/20
SD	11/28/23

SCALE
1/8"=1'-0"

Square Feet

1st	280
2nd	143
Office	144
Total	567

SHEET NAME
Details

SHEET NUMBER
8 OF12

\\WDMYCLOUD\Data\Rev Project Files\Homeowners\HD20143 - Wechter_Addition 4.rvt

12/7/2023 9:42:09 PM

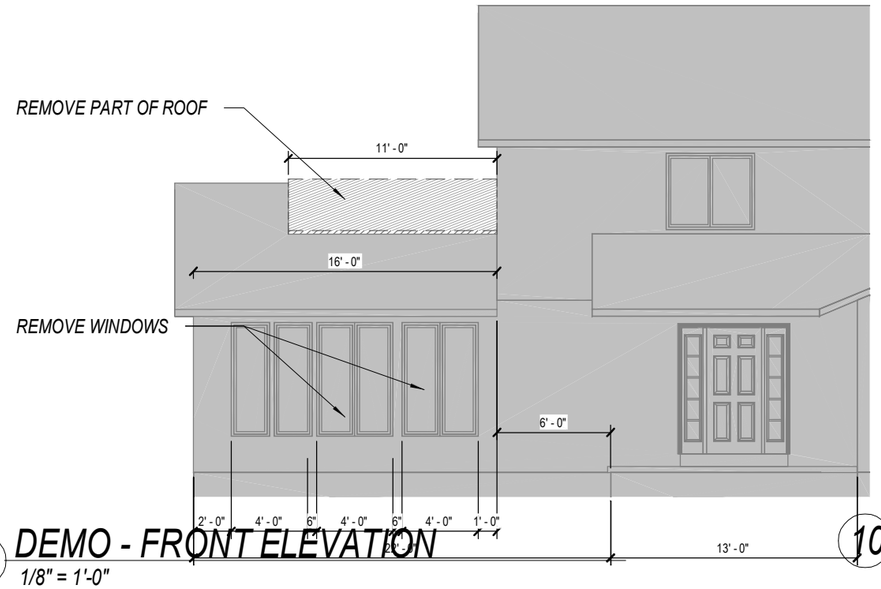

10 DEMO - FRONT ELEVATION
1/8" = 1'-0"

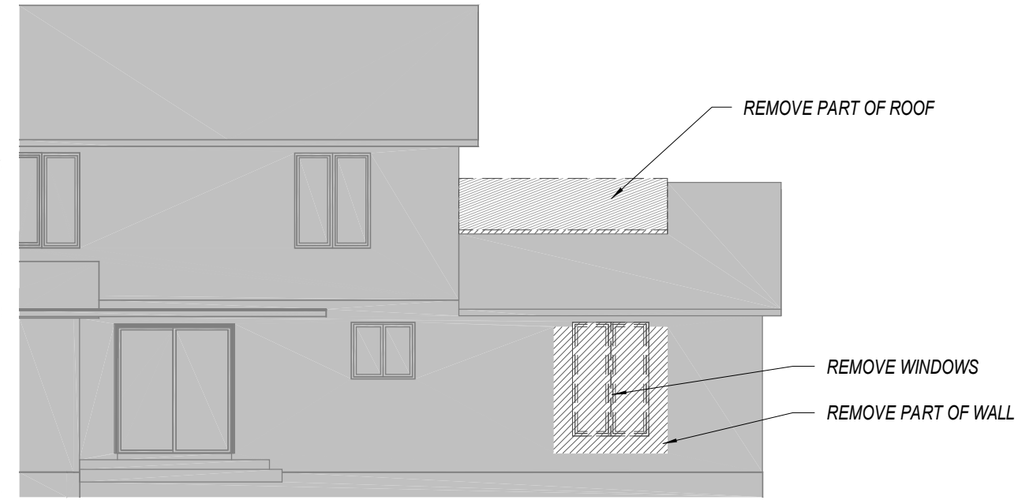

10 DEMO - REAR ELEVATION
1/8" = 1'-0"

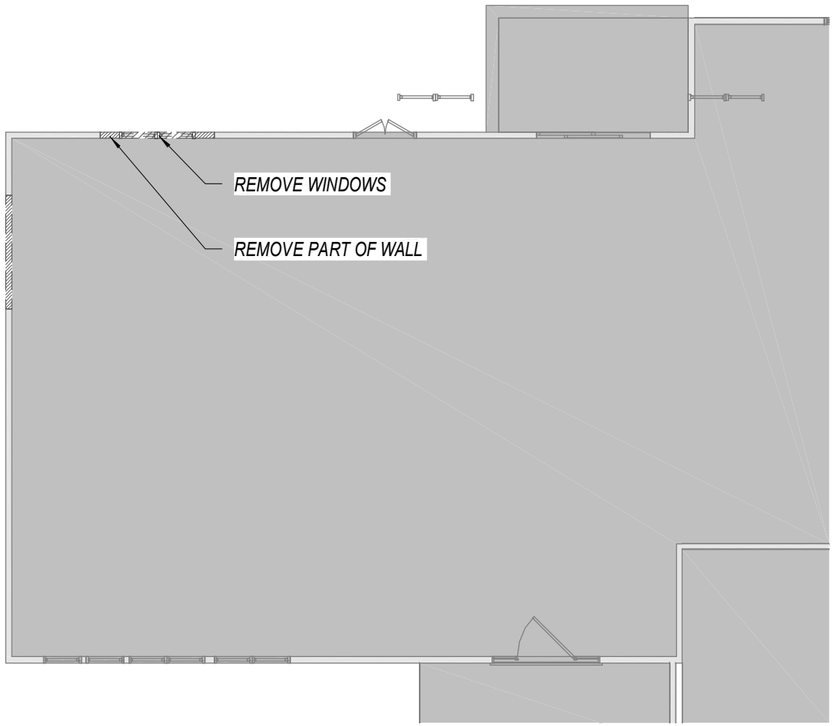

10 DEMO- 01 First Floor
1/8" = 1'-0"

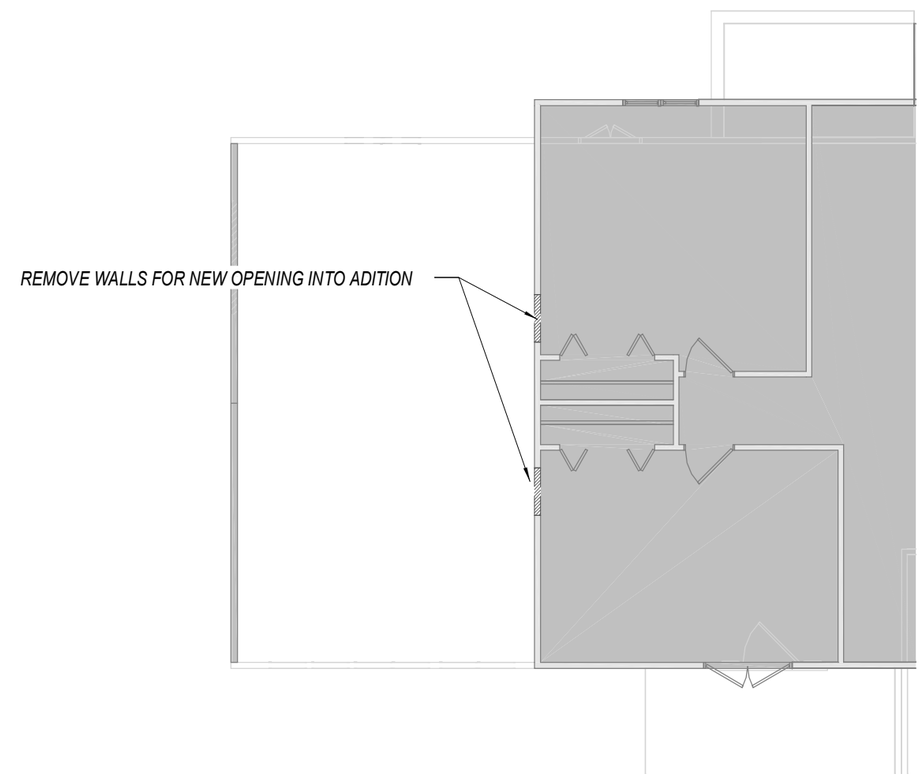

10 DEMO- 02 Second Floor
1/8" = 1'-0"

DRAWING STATUS: FINAL

HOME BY DESIGN
(330) 267-1341

PLAN NUMBER HD20143

Addition

Zack & Steffany Wechter
7446 Hudson Park Dr.
Hudon, OH 44236

DRAWN BY
STEVE DONANT

Room sizing and total square feet may vary with elevation changes. Rough openings and hallways may vary.
Elevations are Artist's conceptions.

REVISIONS

NAME	DATE
DL	9/4/20
SD	11/28/23

SCALE
1/8"=1'-0"

Square Feet

1st	280
2nd	143
Office	144
Total	567

SHEET NAME
Demolition Plan

SHEET NUMBER
10 OF12

\\WDMYCLOUD\Data\Rev Project Files\Homeowners\HD20143 - Wechter_Addition 4.rvt
12/7/2023 9:42:12 PM

TABLE 507.2.3
FASTENER AND CONNECTOR SPECIFICATIONS FOR DECK

ITEM	MATERIAL	MINIMUM FINISH/COATING	ALTERNATE FINIH/COATIONG
Nails and timber rivets	In accordance with ASTM F1667	Hot - dipped galvanized per ASTM A153	Stainless steel, silicon bronze or copper
Bolts lag screws (including nuts and washers)	In accordance with ASTM F307 (bolts). ASTM A563 (nuts). ASTM F844 (washers).	Hot - dipped galvanized per ASTM A153, Class C (Class D for 3/8 -inch diameter and less) or mechanically galvanized per. ASTM B695. Class 55 or 410 stainless steel	Stainless steel, silicon bronze or copper
Metal Connectors	Per manufacturer's specification	ASTM A653 type G185 zinc coated galvanized steel or post hot-dipped galvanized per ASTM A123 providing a minimum average coating weight of 2.0 oz./ft (total both sides)	Stainless steel,

For ST: 1 inch = 25.4 mm, 1 for = 304.8 mm.
a. Equivalent materials, coating and finishes shall be permitted.
b. Fasteners and connectors exposed to salt water or located within 300 feet of a salt water shoreline shall be stainless steel.
c. Holes for bolts shall be drilled a minimum 1/32 -inch and a maximum 1/16 -inch larger than the bolt.
d. Lag screws 1/2 -inch and larger shall be predrilled to avoid wood splitting per the National Design Specification (NDS) for Wood Construction.
e. Stainless - steel - driven fasteners shall be accordance with ASTM F1667.

PLACEMENT OF LAG SCREWS AND BOLTS IN DECK LEDGERS AND BAND JOISTS

MINIMUM END AND EDGE DISTANCE AND SPACING BETWEEN ROWS				
	TOP EDGE	BOTTOM EDGE	ENDS	ROW SPACING
Ledge	2 inches	3/4 inch	2 inches	1 5/8 inches
Band Joist	3/4 inch	2 inches	2 inches	1 5/8 inches

a. lag screws or bolts shall be staggered from the top to the bottom along the horizontal run of the deck ledger in accordance with Figure 507.9.1.3
b. Maximum 5 inches.
c. For engineered rim joist, the manufacturer's recommendations shall govern.
d. The minimum distance from bottom row of lag screws or bolts to the top edge of the ledger shall be in accordance with Figure 507.9.13(1)

DECK LEDGER CONNECTION TO BAND JOIST
(Deck live load = 40 psf, deck dead load = 10 psf, snow load < 40 psf)

CONNECTION DETAILS	JOIST SPAN						
	6' and less	6' 1" to 8'	8' 1" to 10'	10' 1" to 12'	12' 1" to 14'	14' 1" to 16'	16' 1" to 18'
	ON-CENTER SPANING OF FASTENERS						
1/2 -inch diameter lag screw with 1/2-inch maximum sheathing	30	23	18	15	13	11	10
1/2 -inch diameter bolt with 1/2-inch maximum sheathing	36	36	34	29	24	21	36
1/2 -inch diameter bolt with 1-inch maximum sheathing	36	36	29	24	21	18	16

a. ledger shall be flashed in accordance with Section 703.4 to prevent water from contacting the house band joist
b. Snow load shall not be assumed to act concurrently with live load.
c. The tip of the lag screw shall fully extend beyond the face of the band joist.
d. Sheathing shall be wood structural panel or solid sawn lumber.
e. sheathing shall be permitted to be wood structural panel, gypsum board, fiberboard, lumber or foam sheathing. Up to 1/2-inch thickness of stacked washers shall be permitted to substitute for up to 1/2-inch of allowable sheathing thickness where combined with wood structural panel or lumber sheathing.

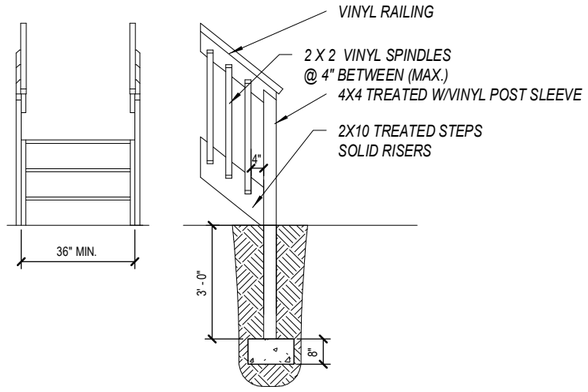

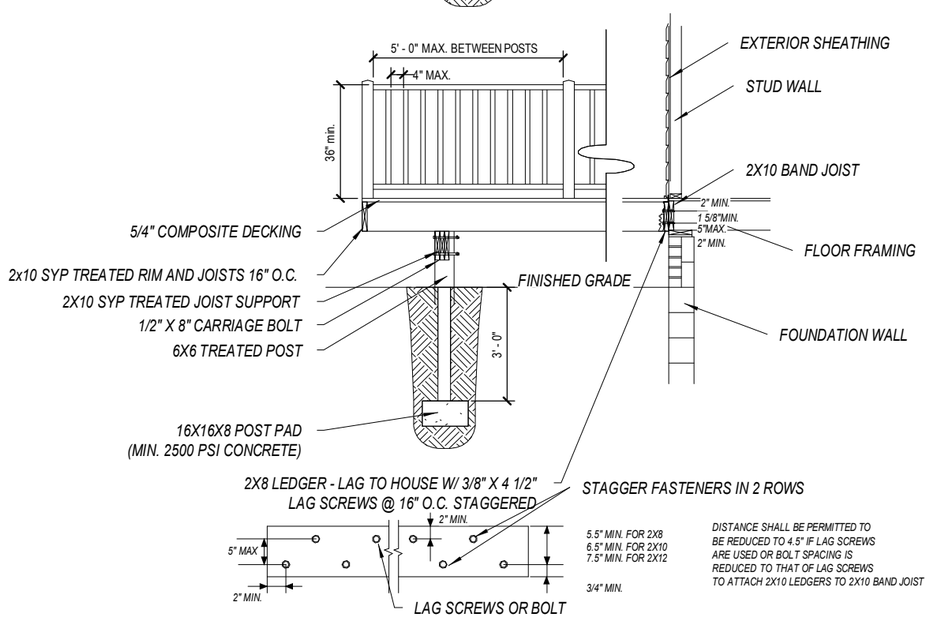

11 DECK TYPICALS1
1/4" = 1'-0"

DECK JOIST SPAN

DECK BEAM SPAN LENGTHS *** (FEET * INCHES)

SPECIES	SIZE	DECK JOIST SPAN LESS THAN OR EQUAL TO: (FEET)						
		6	8	10	12	14	16	18
	2 - 2X8	8 - 9	7 - 7	6 - 9	6 - 2	5- 9	5 - 4	5 - 0
	2 - 2X10	10 - 4	9- 0	8 -0	7 - -4	6- 9	6- 4	6 - 0
	3 - 2X8	10- 10	9 - 6	8 - 6	7- 9	7- 2	6- 8	6 -4
	3 - 2X10	13 - 0	11 - 3	10 - 0	9 - 2	8- 6	7 - 11	7 -6

a. Ground snow load, live load = 40 psf. dead load = 10 psf. 360 at main span. 180 at cantilever with a 220 pound point load applied at the end.
b. Beams supporting deck joist from one side only.
c. No.2 grade. wet service factor.
d. beam depth shall be greater than or equal to depth of joist with a flush beam condition.
e. Includes incising factor.
f. Northern species. Incising factor not includes.
g. Beam cantilever are limited to the adjacent beam's span divided by 4.

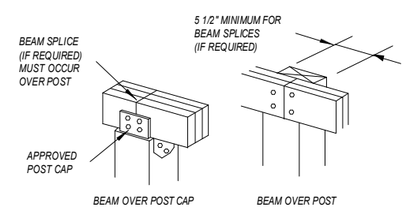

DECK BEAM TO DECK POST

11 Deck Beam
3/8" = 1'-0"

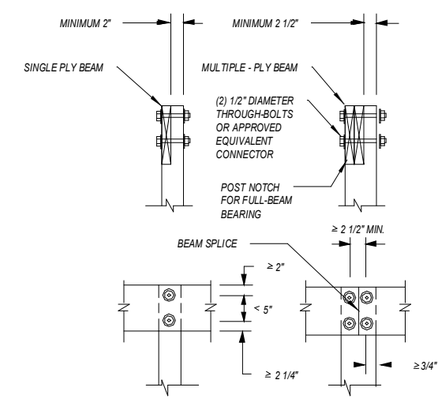

11 Post Detail
1/2" = 1'-0"

DRAWING STATUS: FINAL

HOME BY DESIGN
(330) 267-1341

PLAN NUMBER HD20143

Addition
Zack & Steffany Wechter
7446 Hudson Park Dr.
Hudon, OH 44236

DRAWN BY
STEVE DONANT
Room sizing and total square feet may vary with elevation changes. Rough openings and hallways may vary.
Elevations are Artist's conceptions.

REVISIONS

NAME	DATE
DL	9/4/20
SD	11/28/23

SCALE
1/8"=1'-0"

SHEET NAME
DECK DETAILS

SHEET NUMBER
11 OF 12

\\WDMYCLOUD\Data\Rev Project Files\Homeowners\HD20143 - Wechter_Addition 4.rvt
12/7/2023 9:42:14 PM

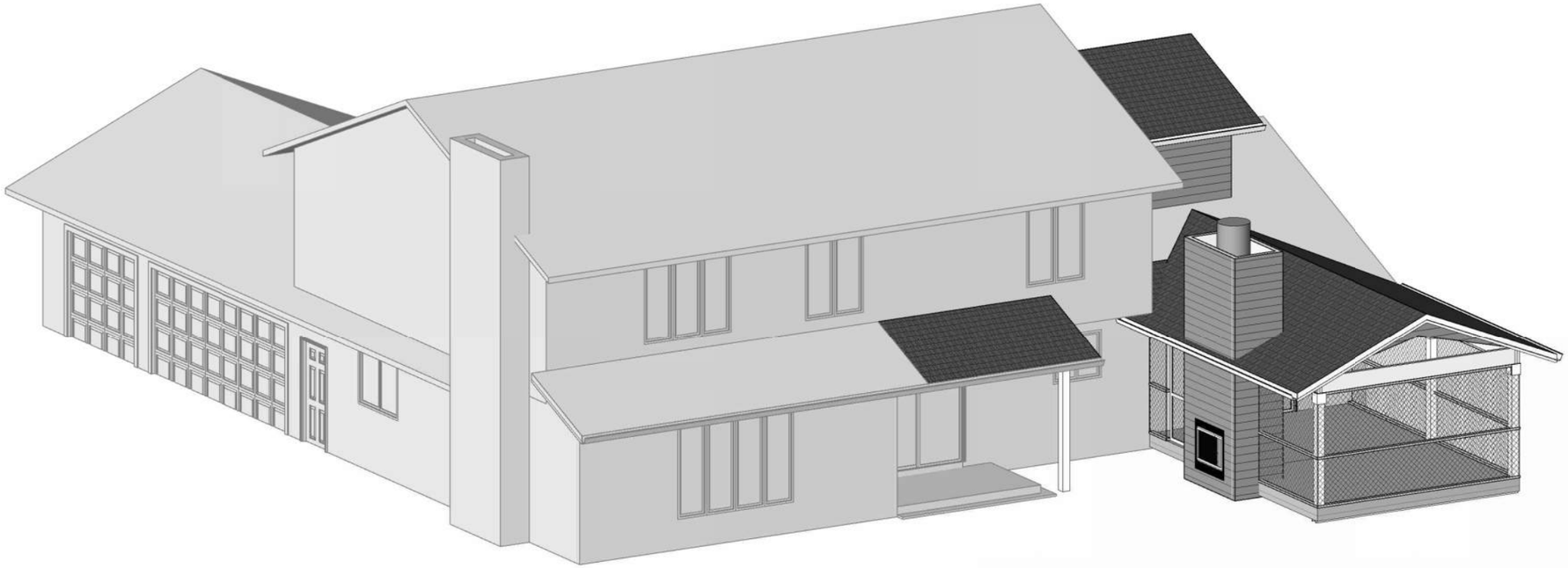

DRAWING STATUS: FINAL

HOME BY DESIGN
(330) 267-1341

Addition

PLAN NUMBER
HD20143

Zack & Steffany Wechter
7446 Hudson Park Dr.
Hudon, OH 44236

DRAWN BY
STEVE DONANT

Room sizing and total square feet may vary with elevation changes. Rough openings and hallways may vary.

Elevations are Artist's conceptions.

REVISIONS

NAME	DATE
DL	9/4/20
SD	11/28/23

SCALE
1/8"=1'-0"

SHEET NAME
3D

SHEET NUMBER
12 OF12

12/7/2023 9:42:18 PM \\WDMYCLOUD\Data\Rev Project Files\Homeowners\HD20143 - Wechter_Addition 4.rvt