

## Lowes 0633 Fairlawn

Address: 186 N Cleveland-Massillon Rd

AKRON, OH 44333

Phone: 3306659356

Fax: 3306663427



## Quote

Page 1 of 1

Quote Number: 180

Date: 8/26/2025

### Customer Information

Name:

Address:

Phone 1:

Phone 2:

Fax:

Contact:

Job Name:

### Specifications

U.D. = 33-1/2" x 81-5/8"; R.O. = 34-1/4" x 82"

O.M. of Exterior Trim = 36" x 82-7/8"

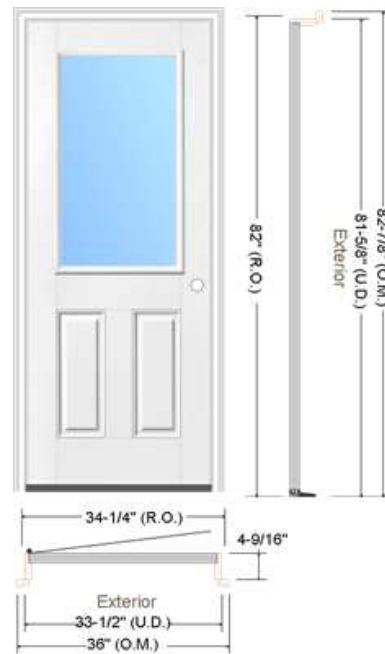


Image is viewed from Exterior!

Lead Time: Call for Lead Time

Item Description	Qty
2' 8" x 6' 8" S206 Smooth-Star Fiberglass Door w/Clear Glass - Left Hand Inswing (Tru-Guard Composite Edge)	1
2-3/4" Backset - Single Bore w/Faceplate Latch Prep w/Standard Strike Prep	1
Set of Ball Bearing - Black Nickel Hinges	1
White Stipple Dura-Tech Frame - 4-9/16" Jamb w/Dura-Tech White Brickmould Exterior Trim (Applied) w/Black Nickel Adjustable Security Strike Plate	1
Bronze Compression Weatherstrip	1
Tru-Defense Composite Adj. w/Dark Cap - Bronze Sill	1
PREFINISH: Paint Door Panel Interior & Exterior 112 ALPINE (BRIGHT WHITE)	1
Tru-Loc Door Anchors - Installed	1

Distributed by:



Version #: 1.48-O

Version Date: 4/28/2025

Install Therma-Tru smooth star fiberglass entry door / 1/2 lite / pre-finished white interior and exterior / white stipple composite jamb / hardware included exact model TBD / remove existing door and dispose / trim interior and wrap exterior with white coil / price includes all labor, material, delivery, taxes, permits and project fees / price includes 15% off special order door projects valid through 9/3

# Installer Worksheet - Exterior Doors

Store 1606

Date 9/10/2025

Customer Name : Chris Riker

Jobsite Address .

City :

State :

Zip :

Home Phone :

We are not guaranteeing the reinstallation of pre existing trim nor matching & supplying custom trim, no matter the species, including MDF  
Store to sell color matching coil/caulk to match if applicable  
Please confirm all swings and handings with customer prior to sell

Description	Item	unit	Quantity	Cost	Ext Cost
PSE EXT CUSTOM LABOR	903179	Each		\$0.00	
PSE EXT ACCESS FEE	903184	Each			
PSE EXT DOOR PATIO SLD GLASS DOOR	1051868	Each		\$550.00	
PSE EXT DOOR HINGED PATIO DOOR	1052286	Each		\$600.00	
PSE EXT DOOR HIGH FLOOR CHARGE	1074463	Each		\$125.00	
IHC SGL PREHUNG DOOR	1098734	Each	1	\$400.00	
IHC SINGLE SLAB DOOR	1098735	Each		\$325.00	
IHC DOUBLE PREHUNG DOOR	1098736	Each		\$600.00	
IHC DOUBLE SLAB DOOR	1098737	Each		\$600.00	
IHC HARDWOOD DOOR	1098733	Each		\$100.00	
IHC SIDELITE / TRANSOM	1098732	Each		\$110.00	
IHC BORE HOLES - EXT/PATIO	1098730	Each		\$60.00	
IHC EXT DR MORTISE	1098747	Each		\$60.00	
IHC SINGLE STORM DOOR	1098797	Each		\$140.00	
IHC SINGLE SECURITY DOOR	1098804	Each		\$140.00	
IHC SINGLE RETRACTABLE SCREEN	1098805	Each		\$130.00	
IHC DOUBLE SECURITY DOOR	1098806	Each		\$250.00	
IHC DOUBLE STORM DOOR	1098807	Each		\$240.00	
IHC SINGLE SCREEN DOOR	1098808	Each		\$110.00	
IHC DOUBLE SCREEN DOOR	1098809	Each		\$200.00	
IHC DUMP FEE - EXT DOORS	1098731	Each	1	\$40.00	
Custom Ornate or Multi -Stack Band / Pop Out	1098743	Linear Foot			
IHC EXT DR Stucco Band (1-3 Units)	1098744	Linear Foot			
IHC EXT DR Stucco Band (4-8 Units)	1098745	Linear Foot			
IHC EXT DR Stucco Band (9+ units)	1098746	Linear Foot			
PSE EXT DOOR MEASUREMENT	903180	Each		\$0.01	
PSE EXT DOOR PERMIT FEE	903181	Each		\$0.01	
PSE EXT DOOR ADDL MILEAGE	903182	Each		\$2.50	
PSE EXT DOOR LEAD ASSESSMENT	903190	Each		\$0.01	
LEAD SAFE PRCT - PSE EXT DOORS/DR	903191	Each		\$150.00	

Other Labor Item

Description	Item	unit	Quantity	Cost	Ext Cost
MA Stores Permit		Each			
PSE EXT DOOR PERMIT LOWES MA	938700	Each			
PSE EXT DOOR SYS PERMIT FEE	938856	Each			
LPR USE ONLY - PSE DOOR TRACKING	1021982	Each			
Lowe's Delivery		Each		\$79.00	
LABOR DOOR LEAD SAFE PRCT	242563	Each		\$150.00	
PROJECT FEE - DOORS	888712	Each		\$0.01	

Basic Labor Item

Labor Subtotal \_\_\_\_\_

Labor Minimum \_\_\_\_\_

Total    lead negative \_\_\_\_\_

Labor Minimum - Labor Subtotal = Minimum Upcharge




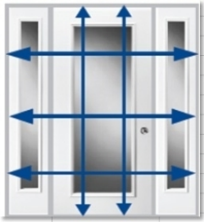
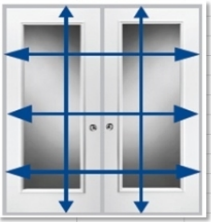
permit required \$73.08

Installer Signature \_\_\_\_\_ Date \_\_\_\_\_





Appendix A  
(Fax To Installer)



## CONFIGURATION TYPE

TYPE	A	B	C	D	E
	SINGLE DOOR	SINGLE DOOR w/ LEFT SIDELIGHT	SINGLE DOOR w/ RIGHT SIDELIGHT	SINGLE DOOR w/ TWO SIDELIGHTS	DOUBLE DOOR
					
ALL IMAGES ARE VIEWS FROM EXTERIOR					

## TRANSOM TYPE

TYPE	A	B	C	D
	RECTANGLE	HALF CIRCLE	ELLIPSE / ELLIPTICAL	ARCH HEAD
				

## ENTRY DOOR: PRE-HUNG

DOOR UNITS TO MEASURE - ONE DOOR PER ROW - ALL MEASUREMENTS MUST BE IN INCHES				ROUGH OPENING			UNIT SIZE				
	LOCATION	CONFIGURATION TYPE	TRANSOM TYPE	WIDTH	HEIGHT	SHOULDER	WIDTH	HEIGHT	JAMB DEPTH	HANDING	SWING
1	Garage	A					33.5	81 5/8	4 9/16	LHIS	
2											
3											
4											
5											

## ENTRY DOOR: SLAB

ALL HINGE MEASUREMENTS ARE FROM TOP OF SLAB TO TOP OF HINGE. BORE IS CENTERLINE FROM TOP					HINGE LOCATION			
LOCATION	WIDTH	HEIGHT	HANDING		TOP	MIDDLE	BOTTOM	BORE
1								
2								
3								
4								
5								

### ADDITIONAL MATERIALS

No interior trim.

### ADDITIONAL LABOR

Haul-away \$40.00 Cost.

### COMMENTS



Additional Project Details

Thermatru smooth star:	<i>Thermatru smooth star</i>	Quantity	1
entry door labor:	<i>entry door labor</i>	Quantity	1
handle set:	<i>handle set</i>	Quantity	1
IHC Project Fee - Doors:	<i>888712::IHC Project Fee - Doors</i>	Quantity	1

Your Price: \$2,709.00



















